



TABLE OF CONTENTS

4-H/FFA

4-H Cloverbuds - Dept. 1 4-H.....	9
Agricultural Challenge of Champions - Dept. 2 4-H/FFA	9
Visual Arts – Dept. 3 4-H, Arts & Crafts / Ceramics /Leathercraft.....	9
Bake Sale & Auction.....	10
Beef - Dept. 4 4-H/FFA.....	10
Bucket Calf - Dept. 5 4-H	11
Sewing & Textile Design (Clothing Construction) - Dept. 7 4-H.....	12
Shopping in Style (Clothing Buymanship) - Dept. 8 4-H.....	13
Fashion Revue - Dept. 9 4-H.....	14
Building Block Engineering (Construction Zone) - Dept. 10 4-H.....	14
Agronomy (Crops) - Dept. 11 4-H/FFA	15
Dairy Cattle - Dept. 12 4-H/FFA	16
Dairy Goats - Dept. 13 4-H/FFA.....	16
Decorated Egg Contest – Dept. 14	17
Dog - Dept. 15 4-H	18
Educational & Group Displays - Dept. 16 4-H.....	18
Electric & Renewable Energy - Dept. 17 4-H/FFA.....	20
Entomology - Dept. 19 4-H/FFA.....	20
Fiber Arts - Dept. 20 4-H	22
Food/Nutrition - Dept. 21 4-H	23
Forestry - Dept. 22 4-H/FFA.....	25
Geology - Dept. 23 4-H.....	26
Goats, Meat/Pygmy - Dept. 24 4-H/FFA.....	27
Hay Bale Display - Dept. 25 4-H	28
Interior Design & Architecture (Home Environment) - Dept. 26 4-H	28
Horse - Dept. 27 4-H/FFA	29
Horticulture - Dept. 28 4-H/FFA.....	30
Judging Contests - Dept. 29 4-H/FFA.....	31
Kids Activity Corner	32
Livestock Sale.....	32
Pancake Feed.....	32
Photography - Dept. 31 4-H	32
Poultry - Dept. 32 4-H/FFA.....	33
Public Presentations-Dept. 33 4-H.....	34
Rabbit - Dept. 34 4-H/FFA.....	35
Round Robin Showmanship - Dept. 36 4-H/FFA ..	37
Sheep - Dept. 37 4-H/FFA.....	37
Shepherd Lead - Dept. 38 4-H/FFA	38
Shooting Sports: Archery - Dept. 39 4-H.....	38
Space Tech - Dept. 40 4-H.....	38
Swine - Dept. 41 4-H/FFA	44
Welding - Dept. 42 4-H/FFA	45
Wildlife - Dept. 43 4-H	45
Woodworking - Dept. 44 4-H/FFA	46
4-H Sponsors/Family Dinner & Activities	46

OPEN DIVISION

Arts & Crafts	48
Bread Sculpture.....	49
Child Care.....	49
Commissioners' Bread Basket.....	49
Construction Zone	49
County Cookie Jar.....	50
Decorated Egg Contest.....	50
Fair Board Pee Wee Swine Show.....	50
Fiber & Textiles	50
Floriculture.....	51
Foods.....	51
Geology & Lapidary.....	52
Horticulture	52
Land of Kansas Food Basket.....	53
Open Livestock Shows.....	53
Photography	55
Quilt Show	56
Retirement Communities.....	56
Scarecrow.....	56
State 4-H Dog Show Immunization Record	57
Quilt Show Pre-Entry Form	58
Market Livestock Buyer's Form.....	60
Thank You 2023 Livestock Sale Buyers	61
Thank You 2023 Fair Sponsors	62
NOTES	63

SHAWNEE COUNTY FAIR BOARD ASSOCIATION

President	Larry Wehner
Vice President	Tom McNorton
Secretary	Gayle Bayless
Treasurer	Mary Beth Showalter
Co-Treasurer	Sherri Scheideman

Members:

Allen Koch	Melissa Tillery
Ashleigh Mengarelli	Phillip Sanders
Curtis Stahel	Rodney Blythe
Gregg Wilcox	Shantell Wallis
Mark Bayless	Sheri Wehner

SHAWNEE COUNTY COMMISSIONERS

Kevin Cook
Aaron Mays
Bill Riphahn

The Shawnee County Fair Board Association
would like to thank the Shawnee County
Commissioners for their continued support.



**2024 Shawnee County 4-H King & Queen
Carl Russell & Kaitlin Jackson**

2024 Shawnee County 4-H Seniors



Dan Biggs



Rylee Hoffer



Abigail Johnson



Clara Johnston



Keera Lacock



Jacob Lehmann



Dagan Murray



Carl Russell



Lincoln Sallee

Seniors not pictured: Kaylie Garmon, Doug Peterson, Angeline Saliceti, Haley Tillery

**2024 SHAWNEE COUNTY FAIR – “GET CARRIED AWAY AT THE SHAWNEE COUNTY FAIR”
HORSE SHOW JULY 20-21 – SHAWNEE COUNTY FAIR JULY 25-JULY 28**

SCHEDULE OF EVENTS

FREE PARKING – FREE ADMISSION

EVENTS SCHEDULE SUBJECT TO CHANGE

EH=Exhibition Hall LP=Livestock Pavilion DA=Dock Area EA=Exercise Arena LA=Landon Arena
LUMC=Lowman United Methodist Church MCC=Manor Conference Center

Friday, July 19

8:00 am Fashion Revue Judging– LUMC
9:00 am-12:30 pm Sewing & Textile Design Judging – LUMC
9:00 am-12:30 pm Shopping in Style Judging – LUMC
9:00 pm Hay Bale Display Set Up Deadline

Sunday, July 21

7:00 am Horse stalls available
7:00-9:00 am Horse check-in
9:00 am Horse Show – LP
Horse Judging Contest follows completion of the Horse Show
1:30 – 4:00 pm Photography Judging Contest - MCC
1:30 - 4:00 pm Photography Entry & Judging - MCC

Wednesday, July 24

12:00-4:00 pm Unload Fair Trailers
4:00-8:00 pm Superintendents Setup
5:00-7:00 pm Poultry Cage Setup
6:00-8:00 pm Table Decorating Entry and Setup
6:00-8:00 pm Rabbit Cage Setup

Thursday, July 25

7:00 am Barn Opens for Livestock Arrival
7:00 - 10:00 am Rabbit Entry
7:00 – 9:00 am Poultry Entry & Check-In
8:00-11:00 am Table Decorating Entry and Setup
9:00 am Deadline for Dairy Cattle, Dairy Goat, Sheep, & Meat Goat Arrival
9:30 am Deadline for Swine Arrival
9:00 - 9:30 am Goats Meat/Pygmy Weigh-In - LP
9:00 - 9:30 am Sheep Weigh-In - LP
9:30 - 10:30 am Swine Weigh-In - LP
10:30 am Deadline for Beef & Bucket Calf Arrival
10:30 - 11:30 am Beef Weigh-In - LP
10:30 - 11:30 am Bucket Calf Weigh-In - LP
11:30 am Livestock Exhibitor Meeting - LP
11:00-1:00 pm Woodworking Entry
11:00-2:00 pm Foods & Cake Decorating Entry
11:00-2:00 pm Foods, Cake Decorating, & Table Setting Judging
Noon Hay Bale Photo Due to Fair Office
12:00 - 3:00 pm Visual Arts Entry & Judging
1:00 - 2:00 pm Construction Zone Entry
1:00 - 5:00 pm Bake Sale-LP
1:00 - 6:00 pm OPEN Classes Entry
2:00 pm Construction Zone Consultation Judging
2:00 - 4:00 pm Educational & Group Display Entry
3:00 - 5:00 pm Entomology Entry
3:00 - 5:00 pm Wildlife Entry & Judging
3:00 – 7:00 pm Rabbit Breed ID contest
4:00 - 6:00 pm Sewing & Textile Design & Shopping In Style Check-In
4:00 - 6:00 pm Scarecrow Entry
4:00 - 7:00 pm Geology Entry
5:00 - 6:00 pm Cloverbuds Entry & Judging

5:00 - 6:30 pm Fiber Arts Entry & Judging

5:00 -7:00 pm Electric Entry
5:00 - 7:00 pm Space Tech Entry
5:00 - 7:00 pm Welding Entry
5:00 - 7:00 pm Home Environment Entry
5:00 – 8:30 pm Food Truck Night
6:00 pm Scarecrow Judging
6:00 pm Entomology Consultation Judging
6:00 pm OPEN Classes Judging
6:00 pm Swine Show - LP
6:00 pm Fair Board OPEN Pee Wee Swine Show
6:45 pm Auction of Purple Ribbon Products-LP
8:00 pm OPEN Photography Judging

Friday, July 26

7:00 am Dog Show Setup
8:00 am Dog Show Check-In/Vet Check
9:00 am Dog Show (Showmanship & Obedience)
9:00 am Goats Meat/Pygmy Show - LP
9:00 am Home Environment Judging
9:00 am Electric Judging
9:00 am Poultry Judging
9:30 - 10:30 am Decorated Egg Contest Entry
10:00 am Space Tech Judging
10:00 am Welding Judging
10:30 am Sheep Show-LP
10:30-1:30 pm Woodworking Judging
12:00 pm Agricultural Challenge of Champions
12:00 - 2:00 pm Crops Entry
12:00 - 5:00 pm Rabbit Judging
12:30 pm Shooting Sports, Archery
1:00 pm Poultry Showmanship
1:00 – 3:00 pm Kids Activity Corner
1:00-3:00 pm Forestry Entry & Judging
1:30 - 3:30 pm Geology Consultation Judging
2:00 - 4:30 pm Horticulture Entry & Consultation Judging
2:00 – 4:30 pm Horticulture Judging Contest
2:00 - 4:00 pm Educational & Group Display Judging
3:00 - 4:30 pm Crops Judging
5:00 pm Bucket Calf Show - LP
6:00 pm Beef Show – LP

Saturday, July 27

7:00 am-12:00 pm Pancake Feed
7:00 am Dog Show Setup
8:00 am Dog Show Check-In/Vet Check
8:00-11:00 am Rabbit Judging Contest
8:30 am Dairy Goats Show - LP
9:00 am Dog Show (Agility & Rally Obedience)
9:30 am Dairy Cattle Judging – LP
10:00 am Decorated Egg Contest Judging
10:00 am Poultry Judging Contest
10:00-12:00 pm Public Presentations
11:15-11:45 am Hot Pickle Eating Contest Registration
11:30 am 4-H Livestock Judging Contest
11:45 am Pickle Eating Contest ages 10-18
12:00 pm OPEN Rabbit Show Judging
12:15 pm Hot Pickle Eating Contest 18+
1:00 pm Pedal Tractor Pull Registration
2:00 pm Shepherd Lead - LP
2:00 pm Pedal Tractor Pull Starts
2:00 - 4:30 pm Open Horticulture Entry & Judging
5:00 pm Livestock Sale - LP



Sunday, July 28

9:00 am Round Robin Showmanship – LP
10:00-11:30 am Rabbit Agility contest warm up
10:00am-2:00 pm Car Show
Noon Rabbit Agility
12:30-2:30 pm 4-H Sunday Funday
2:30 pm 4-H Senior Recognition & Scholarships
3:00 pm 4-H King & Queen Announcements
3:45 pm Judging team recognition
4:00 pm Public Fashion Revue

Fair entries released at 5:30 pm OR immediately following the Public Fashion Revue



FOR LIFE OUT HERE™



Shawnee
COUNTY FAIR

★ **TOPEKA, KS** ★

4-H/FFA rules and regulations governing the Fair

1. The Shawnee County Fair is in collaboration with the Shawnee Co. Fair Board and the Shawnee County Extension Board.
2. Cloverbud 4-Hers, ages 5-6 on January 1, 2024, may exhibit only in the Cloverbud 4-H Division.
3. Members of Shawnee County 4-H Clubs are eligible to exhibit. Members must be 7 years of age by January 1, 2024, to show in any 4-H event. Exhibitors must be enrolled in the phase of the project in which they exhibit by May 1, 2024.
4. Members of local FFA chapters are eligible to exhibit. Exhibitors must be age 14-18, reside in Shawnee County and may enter in only the following departments: Ag Challenge of Champions, Beef, Crops, Dairy Cattle, Entomology, Forestry, Goats, Horse, Horticulture, Poultry, Rabbits, Sheep, Swine, Welding and Woodworking.
5. All 4-H/FFA entries must be pre-entered by July 1, 2024. 4-H/FFA may not add any entries after July 1st, but may switch entries within a division, such as switching from small vegetables to large vegetables in the Horticulture Division.
6. Each entry must be entered once per exhibit 4-Her intends to bring. Example: If a 4-Her wishes to bring 5 color photos, they must add 5 photo entries to their Fair entry sign-up.
7. The superintendent of each department is identified in capital letters.
8. Professional fitters will not be permitted to do any fitting or feeding of animals at the fair. It is suggested that exhibitors do their own work. Other exhibitors, parents, Project Leaders, FFA Instructors, family members, and Extension Agents may assist in grooming of animals. The exhibitor must be present and actively involved in the grooming. Violation of this rule may disqualify the exhibitor from participation in the department or class in which the violation occurs. Exhibitors assisting other exhibitors will not need to report to the superintendents.
9. All extension cords MUST be 12/3, Heavy-Duty, no exceptions.
10. All exhibits can be claimed by owners at 5:30 pm or immediately following the Fashion Revue on Sunday, July 28th, and Non-Sale livestock in Domer Arena released Sunday, July 28th, 4:00 pm. **All exhibits, including animals, need to be removed from the fair by 7:00 pm.**
11. **Violation of entry or release could result in forfeiture of premium money, exhibitor denied entry of exhibit at state fair and exhibitor denied entry in the department in which the violation occurred at 2025 County Fair.**
12. The number of entries an exhibitor is allowed in each department is specified in that department's guidelines.
13. Exhibit must have been made (except animal project) or produced by the exhibitor during the current 4-H/FFA year. No borrowed, loaned or parent project may be exhibited. Horses must be owned by the exhibitor, the exhibitor's family, or have an approved lease agreement.
14. The amount of premium money will vary between classes. In some classes, champions will be named if quality merits such. Extension Board has the right to withhold 4-H premiums in the case of rule violations.
15. Any protest of ownership or rules must be made in writing, signed by the person making the protest, and delivered to the department head superintendent within 30 minutes after judging is completed. A grievance committee will be made up of 5 members, 2 animal and 3 non-animal representatives, and will be selected by all the superintendents at the July superintendents' meeting. This committee will act within 24 hours of receiving a written complaint. If a resolution cannot be reached, the 4-H Program Development Committee will hear the grievance and make a recommendation to the Shawnee County Extension Board, meeting the 2nd Tuesday of each month. The Extension Board will then make the final decision.
16. The judge's decision is final on all awards.
17. Exhibits will be under the jurisdiction of the department superintendent(s). While every precaution will be taken for their safekeeping neither the Shawnee County Fair Board nor Shawnee County Extension Board, its officers, nor agents will be responsible for any loss or damage that may occur.
18. Exhibitors of animals must furnish and be responsible for the feeding of their animals.
19. Bedding for animal exhibits (except dog and pets) will be provided. Exhibitor is responsible for keeping pens and the area around the pens clean.
20. Exhibitor may stay overnight at County Fair in appropriate areas but must be supervised by an adult who is also staying overnight.
21. Curfew for the grounds is midnight each night. At this time, buildings will be locked, and all youth and adults should be out of the buildings. Security staff will be on-duty in the buildings after closing time. A superintendent or fair board member should be identified to contact in the case of emergency.
22. Drinking of alcoholic beverages or use of controlled substances is prohibited. Violation of this rule is grounds for removal from the grounds and/or forfeiture of premium.

23. In general, 4-H exhibits awarded a purple ribbon are eligible to enter the state fair providing there is a class for the exhibit. Any blue or purple ribbon Beef, Sheep, Dairy, Dog, Poultry, Rabbit, or Swine may be exhibited provided the exhibitor has exhibited an animal in the phase of the project at the county fair or approved show. Horse exhibits must have qualified at the District Show. Exhibitor must meet age requirements. Exhibit must be approved by County Extension Office Staff. There will only be a total of 5 entries selected for the state fair (one from each category) from Fine Arts, Clay and Ceramics, Leather, and Jewelry, Three-Dimensional and General Craft.
24. FFA exhibitors do not have to be awarded a purple ribbon at the county fair to exhibit at the state fair.
25. In general, 4-H members must be 9 years of age or older by January 1, 2024, to enter the state fair.
26. 4-H exhibitors whose static exhibits are eligible for the state fair must pre-enter at the county extension office by August 9, 2024 (date subject to change), market beef, commercial heifer, swine, sheep, and meat goat must pre-enter by July 15th through the state fair entry portal. Horse is due online August 1, 2024. Read entry rules in the state fair catalog before entering. Club leaders will have copies of the catalog.
27. Trophies and awards, other than cash premium, will be awarded during judging. No trophies or plaques are to be awarded for red ribbon exhibits. Donors may be present to present awards and receive recognition.
28. Superintendents should assure that judges show no favoritism to any exhibitor. Any complaint should be taken through the grievance process in rule 15.
29. Withdrawal times for drugs, growth promotants, and other approved materials: Exhibitors, their parents, leaders, and instructors have serious responsibility to use animal health aids (drugs), growth promotants, and other approved materials with great care and only when needed and in correct amounts. Approved withdrawal times are set and must be followed to assure that consumers receive wholesome food. Withdrawal times should be set appropriately for the date of arrival to the fairgrounds.
30. Uncontrollable animals may be asked to leave the County Fair at the discretion of the superintendents and may not be allowed to show or sell. It is strongly suggested that an adult be present when 4-Hers are handling livestock.
31. Youth will be responsible for feeding and caring for their animals through check-out on Sunday.
32. If you are a bonafide Shawnee County 4-Her, your animals must be housed in Shawnee County or at your residence. Exceptions should be brought to the Shawnee County Livestock Committee.
33. An entry can only be shown in one division (example: an entry that has already been shown in 4-H class may not also be shown in Open Class: a bucket calf entry could not be shown in the beef or dairy division, a rabbit entry cannot be entered in the pet area, or an arts and crafts exhibit could not be shown in the clothing area). Select the most appropriate division to enter and only enter the one division.
34. 4-H exhibitors (individual or group) should avoid using copyrighted materials whenever possible by originating their own work. Copyrighted and/or trademarked materials utilized on banners or any other project display or entry for endorsement or promotion instead of educational purposes will be disqualified and will not be displayed. Copyright laws do not extend to facts and ideas, but do cover artwork graphics, literary works and other original work. (An example: a graphic of Donald Duck or Sponge Bob, or a copy of a page out of a book is not acceptable to include in your entry, but a fact or main idea can be used in your own words.)
35. All exhibits at the Shawnee County Fair should be youth and family friendly. If an exhibit features illegal substances, nudity, or crude humor, it will be sent home. Superintendents should consult with Extension staff before sending an exhibit home.

LIVESTOCK SANITARY & HEALTH REQUIREMENTS

A dumpster will be in adjacent areas for the purpose of collecting waste from swine, sheep, beef, horses, dairy, goats, rabbits, and poultry. All clean up during the County Fair must be done by exhibitor.

Any animal with contagious health problems such as lice, mange, pinkeye, warts, lamb fungus, sore mouth etc., will be asked to leave under the decision of the department superintendents, livestock committee, or veterinarian request.

Any animal appearing to be neglected or abused may be asked to leave at the discretion of the agent, department superintendent, judge, and livestock committee. An animal found to be abused/neglected animal may also be disqualified and the 4-Her will forfeit any ribbons or premiums. If abusive or neglectful treatment of an animal is observed, please report to the appropriate superintendent.



4-H Motto: To Make the Best Better



4-H Cloverbuds - Dept. 1 4-H

Required enrolled project: Cloverbuds

ENTRY & JUDGING: Thursday, 5:00-6:00 PM, EH

RELEASE TIME: 5:30 pm Sunday

SUPERINTENDENTS: ISAAC, WILLA & ZACARI SWANSON

ENTRY LIMIT: 4-H Cloverbuds may enter a total of 3 exhibits

STATE FAIR ELIGIBILITY: Cloverbud projects do not progress to the state fair

- Those entering in the 4-H Cloverbuds are to be 4-H age 5 or 6 on January 1, 2024.
- 4-H Cloverbuds must be a member of one of the Shawnee County 4-H Clubs.
- The 4-H Cloverbuds must turn in their 4-H Cloverbuds enrollment form by May 1, 2024.
- A 4-H Cloverbuds may exhibit or showcase age-appropriate activities related to any 4-H divisions.
- At the County Fair, the 4-H Cloverbud must display their 4-H Cloverbud's activity only in the 4-H Clover bud class. Cloverbuds may also enter in Department 14, Decorated Egg or Department 35, Show and Share
- The 4-H Cloverbud will receive only participation ribbons for their display.
- No trophies or prize money will be awarded to the 4-H Cloverbud division.
- Check-In will be conducted at the Cloverbud display area.
- 4-H Cloverbuds can only showcase pets that are in the approved pet categories according to Cloverbud Policies.

Section	Class #	Class Description
A	1500	4-H Cloverbuds

Agricultural Challenge of Champions - Dept. 2 4-H/FFA

CONTEST: Friday, July 26, 12:00 pm, EH

SUPERINTENDENTS: TIM & GINA KOCH

- The contest will start at 12:00 pm for all contestants. Any conflicts can be discussed with the superintendents by 11:30 a.m. the day of the contest.
- The contest will be completed by 1:00 pm at the latest to allow time to go over the answers and prizes to be given out to contestants. This will also allow participants to be available for other activities.
- Contestants must be a member of Shawnee County 4-H or a Shawnee County FFA Chapter and pre-enter by June 28, 2024.
- Contestants between 7 and 18 years of age can participate in this challenge. This can be a learning activity for the younger members. Members of any project level are encouraged to participate.
- Contestants wanting to proceed to the state fair must be at least 16 to 18 years, 4-H age by January 1, 2024. Only one participant will be able to advance to the state fair.
- The Shawnee County Fair Board will be given the name of the winner and sign off on the top candidate to represent Shawnee County at the Kansas State Fair.
- The contestants will be furnished any necessary forms for the challenge. No contestant will be allowed to have books, notes, or pamphlets during the contest.

- While the contest is in session, there **SHALL BE NO COMMUNICATION** among contestants or anyone other than the superintendents.
- The format of the county challenge will follow the Kansas State Fair format in a condensed form to allow members to participate in other activities:
 - Written test with 15 questions concerning total agriculture/livestock industry – 30 points
 - Identification of 5 pieces of livestock equipment – 20 points
 - Identification of 15 breeds of beef cattle, dairy cattle, sheep, hogs, goats, and horses – 30 points
 - Identification of 5 concentrate and /or roughage – 20 points
 - Identification of 5 retail cuts of meat – 20 points
 - Identification of 5 common crops (either plant or seed) 10 points
 - Identification of 5 common weeds (plant only) – 10 points
 - Identification of 5 common agronomic items including deficiency symptoms, fertilizers, inoculants, ag. lime soil probes, etc. – 10 points
 - Written test with 15 questions on farm equipment – 30 points
 - Written test with 15 questions on farm management – 30 points
 - Written test with 15 questions on general agriculture – 30 points
 - Ag Mechanics – identification of tractor parts – 40 points
- The 4-Her that advances to the state fair will need to read the state fair rules for any additional requirements.

Section	Class #	Class Description
A	100	Agricultural Challenge of Champions

Visual Arts – Dept. 3 4-H, Arts & Crafts/Ceramics/Leathercraft

Required enrolled project: Visual Arts

ENTRY & CONSULTATION JUDGING: Thursday, 12:00-3:00 PM, EH

RELEASE TIME: 5:30 pm Sunday

SUPERINTENDENT: JENNY VANLEEUEWEN

ENTRY LIMIT: Exhibitor may enter a total of eight (8) exhibits and one (1) educational display, with a maximum of three (3) exhibits in any one class. Exhibitor is encouraged to enter not more than two (2) entries using the same media or craft method, to develop different skills.

STATE FAIR ELIGIBILITY: Shawnee County will only be allowed five Kansas State Fair entries: one entry from each of the five categories (Fine Arts, Clay and Ceramics, Leather, and Jewelry, Three-Dimensional, and General Crafts) for a total of five entries. If there is not a qualifying entry for one of the classes, a second entry in one of the other classes may be submitted to meet the quota of five entries.

- Exhibits will be judged by consultation. It is recommended exhibitor be present. If it is not possible for exhibitor to be present, a paragraph must accompany the exhibit stating process and approximate cost, or the exhibit will be dropped one ribbon placing. Also indicate if a kit was used and how much was pre-assembled. Although not required, the paragraph may accompany all other exhibits, as well, and will be left on display throughout the fair.

- All entries are judged on overall appearance, including neatness, individual creativity, free expression, use of colors and developmental skill levels.
- Shawnee County will only be allowed five Kansas State Fair entries and only 1 from each of the following categories:** Fine Arts, Clay and Ceramics, Leather, and Jewelry, Three-Dimensional and General Craft. Judges will select the exhibits for the state fair entry. General craft incorporates any piece that does not correspond to the four above-mentioned categories. An exhibitor can only send one visual arts entry to the state fair. Large items that cannot easily be moved by one person will not be accepted for Kansas State Fair entry.
- Articles exhibited must be an original design created by the exhibitor. Kits and performed molds are not considered original designs. Combining parts of different patterns with the member's own ideas can result in an original design, but simply changing color or size of a pattern does not make it original. If you create a replica of what you see somewhere else, it is not your original design. **Please do not use copyrighted images, characters, logos, etc. in your artwork.**
- No new entries will be accepted after 3:00 pm. The judges will select champions from 3:00-4:00 pm.

Fine Art - Oil, chalk, charcoal, dyes, pastels, pencil, ink, acrylic or watercolor on canvas, canvas board, paper, wood, metal, or textiles framed as a picture, prepared for hanging or in a frame. Stretched canvas on a wooden frame is considered prepared for hanging provided the frame has a hanger. All exhibits must have a wire or saw tooth hanger attached for hanging (no string, tape, or command hooks).

Leather and Jewelry - Any leather stamping, carving, tooling, lacing or stitching piece or any jewelry piece made from any medium are acceptable exhibits.

Three-Dimensional – The piece must be observable on at least three sides and should be either free-standing or prepared to be hung. Craft and pre-formed or assembled projects are not acceptable.

Clay and Ceramics – Any **ORIGINAL** item made of clay; may be fired or unfired, hand formed, or thrown on a wheel. Self-hardening, fire/oven-cured, and/or cornstarch clays are acceptable. Items can include, but are not limited to, clay statues, bowls, etc. Poured ceramics do not qualify for State Fair. Poured ceramics, either painted or glazed, will be entered into General Crafts.

General Crafts – This category incorporates miscellaneous pieces that do not correspond to the four above-mentioned categories. Recycled items can also be entered in this category if they do not fit the description of the above categories. Ceramics that were made from a mold should be entered in General Crafts.

Resources:

- Rinda's Ceramics & Gifts, Wamego, KS 785-456-7768
- Fire Me Up Ceramics, Topeka, KS 785-766-4667

Section	Class #	Class Description
A	101	Fine Art (ages 8 & under)
	102	Fine Art (ages 9-11)
	103	Fine Art (ages 12-14)
	104	Fine Art (ages 15 & over)

B	107	Leather or Jewelry item (ages 8 & under)
	108	Leather or Jewelry item (ages 9-11)
	109	Leather or Jewelry item (ages 12-14)
C	110	Leather or Jewelry item (ages 15 & over)
	111	Three Dimensional (ages 8 & under)
	112	Three Dimensional (ages 9-11)
	113	Three Dimensional (ages 12-14)
D	114	Three Dimensional (ages 15 & over)
	115	General Crafts (ages 8 & under)
	116	General Crafts (ages 9-11)
	117	General Crafts (ages 12-14)
	118	General Crafts (ages 15 & over)
E	200	Hand-Built Ceramics (ages 8 & under)
	201	Hand-Built Ceramics (ages 9-13)
	202	Hand-Built Ceramics (ages 14 & over)

Bake Sale & Auction

EVENT: Thursday, July 25, 1:00-5:00 pm, LP
Auction of Purple Ribbon Products: 6:45 pm, LP
BAKE SALE SUPERINTENDENT: KRISTY RIZEK
Jr. Superintendents: Caley & Kaylin Phillips
AUCTION SUPERINTENDENT: PATTI BIGGS
Jr. Superintendents: Tim & Dan Biggs

- 4-Hers participating in the Foods Project are asked to donate an extra plate of 3 cookies, 3 muffins, extra loaf of bread, etc., to be used for a Bake Sale. This is not a requirement. The Bake Sale will begin approximately one hour after foods' judging begins.
- Items not receiving purple ribbons will also be sold at the Bake Sale.
- Select Purple ribbon products only will be sold at the Bake Auction. Proceeds from both the Bake Sale and Auction will go to the 4-H Council.

Beef - Dept. 4 4-H/FFA

Required enrolled project: Beef
ARRIVAL TIME: Thursday, 7:00 am-10:30 am
WEIGH-IN: Thursday, 10:30 am-11:00 am
JUDGING: Friday, 6:00 pm, LP
RELEASE OF NON-SALE LIVESTOCK: 5:30 pm Sunday
SUPERINTENDENT: LEXY TENPENNY
Helpers: Brian and Mark Bayless
ENTRY LIMIT:

- Exhibitors age 12 and under may not enter more than 2 animals in any 1 phase of the beef project (e.g., may exhibit 2 market and 2 females).
- Exhibitors age 13 and over may not enter more than 2 market and 4 females (cow/calf is shown as 1 unit).
- Exhibitors may show only one (1) animal in Fitting and Showing class and the animal shown must be the project of the exhibitor.
- Exhibitors age 7-9 are not eligible for Round Robin Showmanship.

STATE FAIR ELIGIBILITY: Market Beef animals must be nominated according to the state livestock rules by May 1. 4-Hers program age 9 and older are responsible for entering their own livestock animals in the state fair and KJLS in the ShoWorks system by July 15. See the official Kansas State Fair Rule Book for more details.

- Uncontrollable animals may be asked to leave the County Fair at the discretion of the superintendents and may not be allowed to show or sell. It is strongly suggested that an adult be present when 4-Hers are handling livestock.
- Animals that get loose in the ring the first time will be caught for the 4-Her; second time the animal will be tied to the fence and remain there throughout the remainder of the class.
- 4-H exhibitors must have filed a 4-H enrollment card at the Extension Office by May 1, 2024.
- Steers must have been ear tagged by February 11, 2024.
All tag numbers must be on your Fair Pre-Entry Form.
- Animals must be on grounds by 10:30 am, Thursday, July 25th. Animals not on grounds by this time cannot be exhibited.
- No horns over 1½ inches long will be allowed on any cattle or calves exhibited at County Fair. The only exception will be Horned Hereford Heifers.
- Exhibit must be awarded a blue ribbon to be eligible for champion ribbon and trophy.
- Exhibitors or parents helping fit another exhibitor's animals should refer to General Rule No. 8.
- A neck rope is required on all animals while in tie outs at night.
- Tie out for night only. Cattle out of barn by 9:00 pm. Cattle back in barn by 9:00 am.
- A Livestock exhibitor meeting will be held Thursday, July 25th at 11:30 a.m. Attendance is strongly encouraged.
- Emergency situations will be discussed and ruled upon by the Livestock Committee.
- There will be five (5) established breed classes, to be Angus, Hereford, Limousin, Shorthorn and Simmental. At pre-entry, if there are three (3) or more head of another breed then a class will be made for that breed; otherwise, it will go into an All-Other Breed (AOB) class.
- Registration papers are not required. Heifers will be breed classified according to breed selected at time of pre-entry. The Superintendent reserves the right to move the animal to a different breed class.
- Heifers with Kansas origin and all market steers: no health certificates required. Cattle determined to have lesions of ringworm, warts, or infested with mange will not be permitted to exhibit, under the decision of the department superintendents, livestock committee or veterinarian's request. Heifers/cows not of Kansas origin need health certificates and/or Brucellosis test.
- Please be sure to sign up for a Fitting & Showing class **AND** a market class.

Section	Class #	Class Description
~Beef Heifers~		
A	151	Angus
	152	Hereford
	153	Shorthorn
	154	Limousin
	155	Simmental
	156	All Other Breeds (AOB)
	157	Crossbred/Commercial
	158	Return Bucket Calf Heifers (19 months or younger)
	159	Females (2 yrs. or older) *
	160	Cow/Calf-All breeds shown together*
~Showmanship~		
K	169	Fitting and Showing (ages 15 & over)
	170	Fitting and Showing (ages 10-14)

	171	Fitting and Showing (ages 7-9)
~Market Steers~		
L	175	Angus
	176	Hereford
	177	Shorthorn
	178	Limousin
	179	Simmental
	180	All Other Breeds (AOB)
	181	Crossbred
	182	Return Bucket Calf Steers
	183	Market Heifers (all breeds)
M	184	Club Pen of Three Steers*
	185	Steer must be both bred and owned by exhibitor and/or immediate family
	186	Heifer must be both bred and owned by exhibitor and/or immediate family.

(Breeding) Sponsored by: LA Genetics

* No state fair Class

Bucket Calf - Dept. 5 4-H

Required enrolled project: Beef

ARRIVAL TIME: Thursday, 7:00 am-10:30 am

WEIGH-IN: Thursday, 10:30 am-11:00 am

JUDGING: Friday, 5:00 pm, LP

RELEASE OF NON-SALE LIVESTOCK: 5:30 pm Sunday

SUPERINTENDENT: LEXY TENPENNY

Jr. Superintendent: Dagan Murray

Helpers: Brian Bayless and Sara Gillespie

ENTRY LIMIT: Exhibitors may enter not more than two (2) bucket calves (e.g.: 2 steers, 2 heifers, or 1 of each sex).

STATE FAIR ELIGIBILITY: Bucket calves do not show at the state fair.

- 4-H exhibitors must have filed a 4-H enrollment card at the Extension Office by May 1, 2024.
- All Bucket Calf entries must be pre-entered by July 1, 2024. **All tag numbers must be included on your Fair Pre-Entry Form.**
- Exhibitor must be age 12 or younger to exhibit bucket calves.
- Bucket calf bulls must have been **castrated** by June 1, 2024.
- Bucket calves must have been ear tagged by April 28, 2024.
- Animals may only be exhibited in respective Bucket Calf classes.
- The bucket calves will enter the show ring washed and clipped only** and will tie to the outside of the ring. Exhibitors will fit all animals in the show ring. If calves enter show ring with any fitting already done, they will be disqualified. These classes require the 4-Her to do all the work. The 4-Her will be asked questions about their knowledge of their bucket calf by the judge. 4-Her will then lead and show their calf.
- Judging will be done based on:
 - 50% on knowledge the 4-Her has gained from caring for and raising the calf.
 - 25% on handling and showing of the calf and how well the calf responds.
 - 25% on cleanliness and general health of the calf and knowledge of 4-Her in health-related areas.
- No health papers required. Calves determined to have lesions of ringworm, warts, infested with mange or carry any other infectious disease will not be permitted to exhibit, under the decision of the department

superintendents, livestock committee or veterinarian's request.

10. All calves must be born after January 1, 2024, and before May 1, 2024.
11. All Bucket Calf exhibitors will follow the General Livestock rules.
12. Please be sure to sign up for a Fitting & Showing class **AND** a market class.

Remember: This is a learning experience for the 4-Hers!

Section	Class #	Class Description
~Bucket Calf - Born Jan 1, 2023~		
A	125	Fitting & Showing (ages 10-12) 4-Her that has shown before
	126	Fitting & Showing (ages 9 & under) 4-Her that has shown before
	127	Fitting & Showing First Year (ages 10-12)
	128	Fitting & Showing First Year (ages 9 & under)
B	129	Market Steer A. Jan - Feb 2023 B. March - May 2023
C	130	Breeding Beef A. Jan - Feb 2023 B. March - May 2023
D	131	Dairy

Sewing & Textile Design (Clothing Construction) - Dept. 7 4-H

Required enrolled project: Sewing & Textile Design

JUDGING: Friday July 19th, 9:00 am-2:00 pm, Lowman Methodist Church, 15th & Gage

ENTRY AT FAIR: Thursday, 4:00 pm-6:00 pm, EH

RELEASE TIME: 5:30 pm Sunday

SUPERINTENDENT: CINDY KELLEY

Jr. Superintendents: Clara & Grace Johnston

ENTRY LIMIT:

- I. 4-Hers may enter a maximum of four (4) constructed exhibits (ex. 1 article and 3 garments/outfits or 3 articles and 1 garment/outfit). No more than three (3) articles or 3 construction garments allowed in the 4 exhibits.
- II. 4-Hers may enter one (1) pet wear exhibit.
- III. 4-Hers may enter one (1) recycled exhibit.
- IV. 4-Hers may enter one (1) educational exhibit.

STATE FAIR ELIGIBILITY: 4-Hers who are program age 9 and older and receive a purple ribbon qualify to exhibit at the state fair. They may enter a maximum of two (2) exhibits at the state fair. The exhibits must be in two different classes: constructed piece(s), educational exhibit, OR recycled clothing project.

❖ Pre-cut kits are acceptable in all classes.

Class Descriptions:

1. **Clothing Construction: Article** – a hand or machine sewn item such as a backpack, laundry bag, garment bag, pajama holder, stuffed animal, kite, etc. **Garment** – a skirt, a vest, a blouse, a shirt, slacks, a dress, a coat, a jumper, a jumpsuit, etc. **Outfit** – two- or three-piece outfit in which all garments are worn together and are made by exhibitor.
2. **Pet Wear:** An article, garment or outfit constructed for your pet. Picture of your pet wearing the outfit **must** accompany article to judging.
3. **Recycled Clothing Project:** An item made of at least 50% recycled material (recycled means reusing an existing item

in a new way). Could be remaking/redesigning a garment, re-purposing a clothing item for a new use, etc. **Must** include sewing of some kind. A 3"x5" index card **must** accompany your recycling project explaining how or what is recycled.

4. **Educational Exhibit:** Share with others what you learned in this project. Exhibits may be in the form of a poster, notebook, or display. Follow copyright laws as you prepare your exhibit. If a poster, the maximum size is 22" x 28". No card table displays are allowed; maximum display size is a 3' x 4' tri-fold display board. Select durable materials that will withstand fair conditions. See suggestions in the "Going Further" section of the Clothing and Textiles Leader Notebook for ideas. Exhibits will be judged by consultation.

Judging of Exhibits:

1. All clothing exhibits, including educational exhibits, will be judged by consultation on Friday, July 19th at Lowman United Methodist Church, 15th and Gage. It is recommended that 4-Her be present. All required forms per entry (clothing construction evaluation form and clothing photo forms) must be completed **before** consultation judging. Consultation judging is only with the 4-Her and judge; adults may watch but may not contribute.
2. 4-Her must attach an index card no larger than 3"x5" with the entry tag to give the judge any information which the judge may find helpful. Using a larger card or lack of card will result in the exhibit being lowered one ribbon placing.
3. **To avoid lines, please plan to arrive early for construction judging.** Judging for clothing construction will be done between **9:00 a.m.–12:30 p.m.** and will be done on a first come, first serve basis.
4. Exhibits must be cleaned/laundered and pressed. 4-Her should know how to care for their fabrics.
5. All clothing exhibits must be labeled when entered:
 - a) Clothing labels may be obtained at the County Extension Office.
 - b) Type or print clearly on the label.
 - c) Sew labels or pin inside the garment (back of neck, back of waistband, etc.) Do not use straight pins to secure label.
 - d) Every garment within an outfit must be labeled.

Exhibiting at the Shawnee County Fair:

1. **To receive your premium money and any awards, all clothing construction exhibits must be entered and checked in with superintendents on Thursday, July 25 from 4:00 – 6:00 p.m.**
2. To exhibit clothing that needs to hang, place on hanger with hook toward right shoulder of garment. A clear plastic bag may be placed over any garment for delicate fabric. Use large safety pins to attach to hanger.

Section	Class #	Class Description
	4000	An article, garment, or outfit constructed by a 9–11-year-old 4-Her enrolled in the Sewing and Textile Design project, (4-H'ers 9 and older by January 1 can exhibit at the state fair).
	4002	An article, garment, or outfit constructed by a 12-14-year-old 4-Her enrolled in the Sewing and Textile Design project.

	4004	An article, garment, or outfit constructed by a 15-18-year-old 4-Her enrolled in the Sewing and Textile Design project.
CC	241	An article, garment, or outfit constructed by a 7-8-year-old 4-Her enrolled in the Sewing and Textile Design project
	242	Educational Exhibit prepared by a 4-Her enrolled in the Sewing and Textile Design project, ages 7-8
	245*	Pet Wear - An article, garment, or outfit constructed for your pet by a 4-Her enrolled in the Sewing and Textile Design project. If you receive a purple at the county fair, there is no specific class for pet wear at the state fair, but it can be entered as an article for clothing construction.
	4006	Recycled – An item made of at least 50% recycled material (recycled means reusing an existing item in a new way). Could be remaking / redesigning a garment, repurposing a clothing item for a new use, etc. Must include sewing of some kind.
	4001	Educational Exhibit prepared by a 4-Her enrolled in the Sewing and Textile Design project, ages 9-11.
	4003	Educational Exhibit prepared by a 4-Her enrolled in the Sewing and Textile Design project, ages 12-14.
	4005	Educational Exhibit prepared by a 4-Her enrolled in the Sewing and Textile Design project, ages 15-18.

*No state fair class

**A 4-Her may enter one qualifying clothing construction or clothing buymanship education exhibit at the state fair.

Shopping in Style (Clothing Buymanship) - Dept. 8 4-H

Required enrolled project: Shopping in Style

JUDGING: Friday July 19th, 9:00 am-2:00 pm, Lowman Methodist Church, 15th & Gage

ENTRY AT FAIR: Thursday, 4:00 pm-6:00 pm, EH

RELEASE TIME: 5:30 pm Sunday

SUPERINTENDENT: Candis Stiles

ENTRY LIMIT: 4-Hers may enter a maximum of two (2) buymanship exhibits (ex. 1 dressy outfit, 1 casual outfit; 2 casual outfits; 1 casual, 1 \$15 outfit; etc.)

STATE FAIR ELIGIBILITY: 4-Hers who are program age 9 and older and receive a purple ribbon qualify to exhibit at the state fair. A 4-Her may take only one (1) entry in this division and it must align with the available options for the state fair Shopping in Style classes. State fair entries are to be posters or tri-fold educational displays.

1. All clothing buymanship exhibits must be pre-entered by pre-entry deadline.
2. 4-Hers wishing to model their buymanship outfits **must also pre-enter under Fashion Revue.**
3. Buymanship Educational Exhibit: Share with others what you have learned in this project. Exhibits may be in the form of a poster, notebook, or display. Follow copyright laws as you prepare your exhibit. If a poster, the maximum

size is 22" x 28". No card table displays are allowed; maximum display size is a 3'x 4' tri-fold display board. Select durable materials that will withstand fair conditions. See suggestion in the "Going Further" section of the Clothing and Textiles Leader Notebook for ideas. 4-Her may enter one (1) buymanship educational exhibit.

4. \$15 Outfit Challenge-All clothing items visually viewed as well as accessories should cost no more than \$15 before tax. Shoes are not included in this cost. Youth may use thrifty purchases to design their outfit and/ or construct a new garment. Receipts from garage or personal sales can be handwritten. The store receipts and handwritten receipts need to be at judging. Check fair information tab on the Shawnee County 4-H Website (www.shawnee.ksu.edu) for additional information.
5. Exhibits will be judged by consultation when possible. If it is not possible for the exhibitor to be present, they may attach an index card no larger than 3"x5" with the entry tag to give the judge any information which the judge may find helpful. Using a larger card or lack of card will result in the exhibit being lowered one ribbon placing.

Judging of Exhibits:

6. All clothing buymanship exhibits, including educational exhibits, will be judged by consultation on Friday, July 19, 2024, at Lowman United Methodist Church, 15th and Gage. It is recommended that 4-Hers be present to receive comments from the judge.
7. If it is not possible for 4-Her to be present, a leader or parent may represent exhibitor.
8. **To avoid lines, please plan to arrive early for Buymanship judging.** Buymanship judging will be done between 9:00 am and 2:00 pm. 4-Hers with fashion revue judging in the afternoon should plan to have buymanship consultation judging completed in the morning.
9. **A completed and signed exhibit form in a plastic sheet protector is required for judging of each clothing buymanship entry. The exhibit form is available at the extension office and will be displayed with the garment during the fair. Additional mounted photos showing how the garments fit into the existing wardrobe may accompany the exhibit form.**
10. 4-H'ers age 15 and over (both boys and girls) are required to complete the cost of wear information on the exhibit form. 4-H'ers age 12-14 are encouraged to complete the cost of wear information. This form is available at the extension office and on the extension office website.
11. Shoes, belts, and accessories will not be displayed with garments or outfits at the fair. They DO NOT need to be brought to the consultation judging. However, accessories should be clearly visible in the photo that accompanies the exhibit.
12. Exhibits must be cleaned or laundered.

Exhibiting at the Shawnee County Fair:

13. **To receive your premium, all clothing exhibits must be entered for display on Thursday, July 25, 4:00-6:00 p.m.** Garments that are properly labeled may be dropped off earlier. **To receive premium money for champions and reserve champions, you must check in with the superintendents before 6:00 pm.**
14. All clothing buymanship exhibits must be labeled when they are entered at the fair.
 - a. Clothing labels may be obtained at the County Extension Office.

- b. Type or print clearly on the label.
 - c. Sew or pin labels inside the garment (back of neck, back of waistband, etc.)
 - d. Every garment within an outfit must be labeled.
15. Exhibits for the fair must be entered so they can be displayed as hung on the hanger.
- a. Place garments on hangers with hook toward right shoulder of garment.
 - b. Jackets or vests may be layered over shirts or tops.
 - c. Pants or skirts should be hung by the waistband.

Section	Class #	Class Description
CB	225	Shopping in Style casual* - ages 7-8
CB	226	Shopping in Style dressy* - ages 7-8
CB	227	Shopping in Style casual* - ages 9-11
CB	228	Shopping in Style dressy* - ages 9-11
CB	229	Shopping in Style casual* - ages 12-14
CB	230	Shopping in Style dressy* - ages 12-14
CB	231	Shopping in Style Casual* -ages 15-18
CB	232	Shopping in Style Dressy* - ages 15-18
CB	233	Shopping in Style \$15 Outfit Challenge*
CB	234	Shopping in Style Educational Exhibit** - ages 7-18

*No state fair Class

**A 4-Her may enter one qualifying Shopping in Style or Sewing and Textile Design Educational Exhibit at the state fair.

Fashion Revue - Dept. 9 4-H

Required enrolled project: Sewing & Textile Design, Shopping in Style, Fiber Arts

JUDGING: Friday July 19th, 9:00 am-2:00 pm, Lowman Methodist Church, 15th & Gage

PUBLIC REVUE: Sunday, 4:00 pm, EH

RELEASE TIME: 5:30 pm Sunday

SUPERINTENDENT: ANGIE MCCONNELL

Helper: Melissa Thompson

ENTRY LIMIT: Exhibitor may enter not more than two (2) Shopping in Style, three (3) Sewing & Textile Design and one (1) knitted or crocheted garment in the Fashion Revue. Knitted and Crocheted garments will be combined with Sewing and Textile Design for judging.

STATE FAIR ELIGIBILITY: *NEW THIS YEAR* Up to two entrants in each of the following divisions may be selected to represent Shawnee County in the Fashion Revue at the State Fair. All ages are 4-H program ages based on January 1st of the current year. *Please note: The age breaks for State Fair classes differ from our local age breaks.

- a. Ages 10-13 Sewing and Textile Design
 - b. Ages 14-18 Sewing and Textile Design
 - c. Ages 10-13 Shopping in Style
 - d. Ages 14-18 Shopping in Style
1. All fashion revue exhibits must be pre-entered by the pre-entry deadline. When completing the pre-entry form, **be sure to pre-enter for fashion revue and Shopping in Style or Sewing and Textile Design.**
 2. Please fill out the Fashion Revue Exhibit Form available at the Extension office or on the website (www.shawnee.ksu.edu), including front and back photo of you in your outfit. **Failure to do so will result in lowering of one ribbon place.**
 3. It is **strongly recommended** that all entrants in the Fashion Revue judging participate in the Public Revue at the Shawnee County Fair. **If youth do not participate in the Public Revue, they are not eligible for prizes and awards in addition to their ribbon premiums.**

4. Exhibitor needs to be checked in, dressed and ready to be judged by the designated time listed below. **If you have not checked in within 15 minutes of the start time, you will be considered a NO-SHOW.**
5. Champions will be determined at the conclusion of each class. State Fair callbacks will be held immediately following the conclusion of the last Shopping in Style class
6. State Fair Qualification *NEW THIS YEAR* Up to two entrants in each of the following divisions may be selected to represent Shawnee County in the Fashion Revue at the State Fair. All ages are 4-H program ages based on January 1st of the current year. *Please note: The age breaks for State Fair classes differ from our local age breaks.
 - a. Ages 10-13 Sewing and Textile Design
 - b. Ages 14-18 Sewing and Textile Design
 - c. Ages 10-13 Shopping in Style
 - d. Ages 14-18 Shopping in Style

Please Note Boys and girls are no longer in separate categories and have been combined to align with the new state fair format.

8:00 am Registration opens	
8:15 am	Sewing & Textile Design (ages 7-8)
	Sewing & Textile Design (ages 9-11)
	Sewing & Textile Design (ages 12-14)
	Sewing & Textile Design (ages 15-18)
9:00 am	Shopping in Style Dressy (ages 7-8)
	Shopping in Style Dressy (ages 9-11)
	Shopping in Style Dressy (ages 12-14)
	Shopping in Style Dressy (ages 15-18)
10:00 am	Shopping in Style Casual (ages 7-8)
	Shopping in Style Casual (ages 9-11)
	Shopping in Style Casual (ages 12-14)
	Shopping in Style Casual (ages 15-18)

State Fair Call Backs will be immediately following the conclusion of Shopping in Style judging.

Section	Class #	Class Description
~Sewing & Textile Design~		
FR	415	Sewing & Textile Design (ages 7-8)
	416	Sewing & Textile Design (ages 9-11)
	417	Sewing & Textile Design (ages 12-14)
	418	Sewing & Textile Design (ages 15-18)
~Shopping in Style~		
FR	419	Shopping in Style Casual (ages 7-8)
	420	Shopping in Style Dressy (ages 7-8)
	421	Shopping in Style Casual (ages 9-11)
	422	Shopping in Style Dressy (ages 9-11)
	423	Shopping in Style Casual (ages 12-14)
	424	Shopping in Style Dressy (ages 12-14)
	425	Shopping in Style Casual (ages 15-18)
	426	Shopping in Style Dressy (ages 15-18)

Building Block Engineering (Construction Zone) - Dept. 10 4-H

Required enrolled project: Building Block Engineering

ENTRY: Thursday, 1:00 pm-2:00 pm, EH

CONSULTATION JUDGING: Thursday 2:00 pm, EH

RELEASE TIME: 5:30 pm Sunday

SUPERINTENDENT: DAWN BROWN

Helpers: Kyndal & Reagan Lynch

ENTRY LIMIT: Exhibitor may not enter more than three (3) exhibits.

STATE FAIR ELIGIBILITY: Individual Counties are limited to a maximum of four (4) Building Block Engineering (Construction Zone) exhibits. These will be selected by the judges in coordination with the superintendent at the time of county fair judging. An individual exhibitor may take only one exhibit.

1. Exhibits will be judged by consultation. It is recommended that the exhibitor be present. If it is not possible for the exhibitor, a leader or parent may represent the exhibitor.
2. Exhibitor needs to sign up for judging time when they enter.
3. Exhibitor may not enter more than three (3) exhibits.
4. Entries can be any size. Exhibit will not be roped off.
5. If you build your project from a kit or use instructions, they must accompany the project.
6. If you modify a kit, you need to draw up plans for the modification.

Section	Class #	Class Description
A	1340	Buildings any type of buildings (ages 7-10)*
	1341	Buildings any type of buildings (ages 11-14)*
	1342	Buildings any type of buildings (ages 15 & over)*
	1343	Motorized anything with a motor (ages 7-10)*
	1344	Motorized anything with a motor (ages 11-14)*
	1345	Motorized anything with a motor (ages 15 & over)*
	1346	Things you drive - any type of cars, trucks, tractors, equipment, etc. (ages 7-10)*
	1347	Things you drive - any type of cars, trucks, tractors, equipment, etc. (ages 11-14)*
	1348	Things you drive - any type of cars, trucks, tractors, equipment, etc. (ages 15 & over)*
	1349	All Other Construction (ages 7-10)*
	1350	All Other Construction (ages 11-14)*
	1351	All Other Construction (ages 15 & over)*
	1352	Open Construction (ages 6 & under)*
	1353	3D Puzzles (ages 7-10)*
	1354	3D Puzzles (ages 11-14)*
1355	3D Puzzles (ages 15 & over)*	

* No state fair Class

Agronomy (Crops) - Dept. 11 4-H/FFA

Required enrolled project: Agronomy

ENTRY: Friday, 12:00 pm-2:00 pm, EH

JUDGING: Friday, 3:00 pm-4:30 pm, EH

RELEASE TIME: 5:30 pm Sunday

SUPERINTENDENT: JOHN KABUS

Jr. Superintendent: Kaiden Thomas

ENTRY LIMIT: Entries in Agronomy (Crops) are not limited.

STATE FAIR ELIGIBILITY: 4-Hers who are program age 9 and older and receive a blue or purple ribbon qualify to exhibit at the state fair. A 4-Her may enter only one exhibit per class.

CROPS

1. Exhibits must have been grown by exhibitor in the current year except for soybean seed and edible field bean seed.

2. Exhibit should be as mature as possible.
3. Wheat Variety Plot free standing display must not exceed the overall dimensions of 36" wide x 36" high x 18" deep.
4. Care should be taken to select durable materials that will withstand fair conditions.
5. All classes calling for a gallon sample may have 2½ - 3 inch in diameter cylinder.
6. Displays must not require use of electricity at the state fair.
7. Any display receiving a blue or a purple at the county level is eligible to enter the state fair.

Class #	Class Description
CORN – Ten Ear Exhibit	
2400	White, Variety or hybrid must be named
2401	Yellow, Variety or hybrid must be named
SORGHUM – Ten Head Exhibit	
2402	Hybrid grain sorghum. Hybrid must be named
2403	Hybrid forage sorghum. Exhibit to consist of the entire plant, no roots. Hybrid must be named.
2404	Other forage sorghums. Exhibit to consist of the entire plant, no roots. Variety must be named.
WHEAT – One Gallon Sample	
2405	Soft red winter wheat. Variety or hybrid must be named
2406	Hard red winter wheat. Variety or hybrid must be named
2407	Hard white wheat. Variety or hybrid must be named
SUNFLOWERS	
2408	Confectionery heads, 3 heads must be submitted
2409	Confectionery seeds in jar. 1-gallon jar must be submitted
2410	Oil seed heads. 3 heads must be submitted
2411	Oil seeds in a jar. 1-gallon jar must be submitted
OTHER CROPS	
2412	Oats: Exhibit to consist of one-gallon sample. Variety must be named.
2413	Barley: Exhibit to consist of one-gallon sample. Variety must be named.
2414	Alfalfa: Exhibit to consist of one-gallon sample. Variety must be named.
2415	Alfalfa Hay: Exhibit to consist of one flake or slice from a rectangular bale, or a 10-inch section cut from a round bale. The flake or slice should be approximately 6 inches in thickness and tied in two directions. Variety must be named.
2416	Grass Hay: Ten-inch flake or slice, 6 inches thick and tied in two directions. Variety must be named.
2417	Brome Grass: Exhibit to consist of one-gallon sample of seed
2418	Other Tame Grasses: Exhibit to consist of one-gallon sample of seed
2419	Soybeans: Exhibit to consist of one-gallon sample of seed from most recent harvest. Variety must be named.
2420	Soybeans: Bundle of five plants from most recent harvest.
2421	Edible field beans: Exhibit to consist of one-gallon sample of seed from most recent harvest.
2422	Edible field beans: Bundle of five plants (with roots intact) from most recent harvest.
2423	Miscellaneous Crops: Exhibit to consist of one-gallon sample of seed or 10 heads produced from current project. Variety must be named.
4298	Educational Notebook*
4299	Educational Exhibit/Poster*

*No state fair 4-H class

Class #	Class Description
Weed Control Exhibit	
4300	<ol style="list-style-type: none"> 1. Collect, identify, press, mount, and label 15 weeds. Try to include their roots, stems, leaves, and flowers. Three of the weeds must be noxious weeds preferable found in your home county. A standard 9"x12" scrapbook may be obtained in which to permanently mount your weed specimens. Identify the scrapbook with your name and county on the inside front cover. 2. Prepare a list of the weeds mounted, showing common name, scientific name, and where it was found. Place the list in a specially identified section of the scrapbook. 3. Collect and identify weed seeds found in crop seeds. Mount them for display purposes. Place them in a specially identified section of the scrapbook. 4. Write a story on "How We Control Weeds on Our Farm" if you live on a farm. Other members write "How We Control Weeds at Home". The story should be about 300 words in length. It must show definite methods used to control weeds. Place the story in a specially identified section of the scrapbook.

Section	Class #	Class Description
A	285	Fitting & Showing (ages 15 & over)
	286	Fitting & Showing (ages 10-14)
	287	Fitting & Showing (ages 9 & under)
B	288	Heifers (born after January 1, 2024)
	289	Heifers (born Sept 1, 2023 - Jan 1, 2024)
	290	(born Jan 1, 2023 - Aug 31, 2023)
	291	Heifers (born Sept 1, 2022 - Dec 31, 2022)
	292	Heifer/Cows (born Aug 31, 2021-Aug 31, 2022)
	293	Cows (born before Aug 30, 2021)
	294	Crossbred Heifer (born after Jan 2, 2024)
295	Crossbred Heifer (born Sept 1, 2023-Jan 1, 2024)	
296	Crossbred Heifer or Cow (born Jan 1, 2023-Aug 31, 2023)	
297	Crossbred Heifer or Cow (born before Dec 31, 2022)	
C	298	Dairy Steer (born before Dec 31, 2023)
	299	Dairy Steer (born Jan 1, 2024 or after)

Dairy Cattle - Dept. 12 4-H/FFA

Required enrolled project: Dairy Cattle

ARRIVAL TIME: Thursday, 7:00 am-9:00 am open for all Livestock, LP

JUDGING: Saturday, 9:30 am, LP

RELEASE OF NON-SALE LIVESTOCK: 5:30 pm Sunday

SUPERINTENDENT: SHANNON WEBER

Jr. Superintendent: Andrew Weber

ENTRY LIMIT:

- I. Exhibitors may enter no more than two (2) animals in any one (1) class of the Dairy Cattle project.
- II. Exhibitor may exhibit only one (1) animal in Fitting and Showing class and it must be the project of the exhibitor.

STATE FAIR ELIGIBILITY: 4-Hers must be 4-H age 9 or older to participate at the State Fair. 4-Her is responsible for entering their Dairy Cattle project in the Kansas State Fair portal by August 15th. See the official Kansas State Fair Rule Book for more details.

1. Exhibitors may enter no more than two (2) animals in any 1 class of the Dairy cattle project.
2. Dairy cows in production must be on grounds by 8:00 am the day of the show and will be released at Noon.
3. Animals must be owned or a project of the 4-Her or their immediate family by May 1, 2024.
4. Exhibitor may exhibit only one (1) animal in Fitting and Showing class and it must be the project of the exhibitor.
5. Crossbred heifers or steers must be at least ½ Dairy breed.
6. Entries in the dairy division may be shown in one division (example: entries cannot be shown in the bucket calf division and the dairy division or in the beef show and in the crossbred dairy class).
7. Dairy steers may be sold at the livestock sale if tagged at beef weigh-in and make the minimum weigh requirement.
8. If a 4-Her intends to sell their dairy steer at the sale, they must complete the YQCA training prior to the county fair.

Dairy Goats - Dept. 13 4-H/FFA

Required enrolled project: Dairy Goat

ARRIVAL TIME: Thursday, 7:00 am-9:00 am open for all Livestock, LP

JUDGING: Saturday, 8:30 am, LP

RELEASE OF NON-SALE LIVESTOCK: 5:30 pm Sunday

SUPERINTENDENT: JAMES DAVIS

Helper: Willa Tucker

ENTRY LIMIT:

- I. Exhibitors may enter no more than two (2) goats per class with a maximum of six (6) dairy goats.
- II. Exhibitor may exhibit only one (1) animal in Fitting and Showing class and it must be the project of the exhibitor.

STATE FAIR ELIGIBILITY: 4-Hers must be 4-H age 9 or older to participate at the State Fair. 4-Her is responsible for entering their Dairy Goat project in the Kansas State Fair portal by August 15th. See the official Kansas State Fair Rule Book for more details.

1. Exhibitors may enter no more than two (2) goats per class with a maximum of six (6) dairy goats.
2. Ownership of goat is April 30th. Registered stock must be permanently tattooed. If the goat is pregnant, 4-Hers are to notify at the check-in for the offspring to be at the fair.
3. All goats must have a USDA premise ID tag to show per current State of Kansas regulations (unless you show proof of being registered by breed association). All animals must be in proper physical condition, be properly identified and free of visual evidence of infectious, contagious, or parasitic disease at time of arrival. No health papers are required for Goats with Kansas Origin; however, animals showing evidence of sickness, infections, contagious or parasitic disease will result in the animals' rejection for entry. The inspector's decision is final. No bucks can be shown at the county fair. Goats originating from other states must have an official ID and ID must be individually listed on the accompanying Certificate of Veterinary Inspection.

4. Exhibitors must be neatly and appropriately attired. White must be worn for dairy goat classes.
5. All horns **must** be removed. Horned nannies may be brought to fair if nursing kids are to be exhibited. The horned nanny may not be shown in the ring.
6. Dairy goats should be groomed and clipped 15 days prior to County Fair.
7. Exhibitors may exhibit only one (1) animal in Fitting and Showing class and must be the project of the exhibitor.
8. Dairy goats will be divided by age, breed, and sex. There will be 3 established breed doe classes for dairy goats: Alpine, Nubian and Lamancha. If at pre-entry there are more than 3 head of a particular breed in a particular age group, then a class will be made for that particular breed; otherwise, it will go into an All Other Breeds class. Goats may be shown in class 321: Non-Milking/Non-Market Goats if they have not been shown in any other class except Fitting and Showing. (See Pygmy/Market Goat division.)
9. Pygmy goat does may not be shown in any dairy classes.
10. Milk production class will be judged strictly on the doe production for that milking, the gentleness of the doe, and the milking procedure of the exhibitor.
11. Class 321 Non-Milking/Non-Market Goats
 - a. Doe or wether not shown in any other class except Fitting and Showing
 - b. One entry per 4-Her
 - c. They will be judged on:
 - i. How well they have been cared for and are fitted for the show
 - ii. How easily they show (an indication of practice)
 - iii. Your knowledge of goats in general and your animal in particular
12. All Dairy Goat exhibitors will follow the general livestock rules.
13. Please be sure to sign up for a Fitting & Showing class **AND** a breed class.

	306S	Saanen Doe (12-24 months)
	306N	Nubian Doe (12-24 months)
	306O	Oberhasli Doe (12+-24 months)
	306T	Toggenburg Doe (12-24 months)
~Senior (any age milk or previously freshened)~		
C	310A	Alpine Doe (23 months or younger)
	310L	Lamancha Doe (23 months or younger)
	310S	Saanen Doe (23 months or younger)
	310N	Nubian Doe (23 months or younger)
	310T	Toggenburg Doe (23 months or younger)
	310O	Oberhasli Doe (23 months or younger)
	310R	Recorded Grade (e.g., crossbred) Doe (23 months or younger)
	311A	Alpine Doe (24 months or older)
	311L	Lamancha Doe (24 months or older)
	311S	Saanen Doe (24 months or older)
	311N	Nubian Doe (24 months or older)
	311T	Toggenburg Doe (24 months or older)
	311O	Oberhasli Doe (24 months or older)
	311R	Recorded Grade (e.g., crossbred) Doe (24 months or older)
~Special Classes~		
D	321	Non-Milking/Non-Market Goat (Does or Wethers not shown in any other class except Fitting and Showing)
	324	Milk Production (open to all Senior Does)
	325	Both bred and owned by exhibitor and/or immediate family (Breeding)

Decorated Egg Contest – Dept. 14

ENTRY: Friday, 9:30-10:30 am, EH

JUDGING: Saturday, 10:00 am

RELEASE TIME: 5:30 pm Sunday

SUPERINTENDENT: LINCOLN GIBSON

Jr. Superintendent: Marshall Gibson

ENTRY LIMIT: One decorated egg per display per person may be entered

This contest is open to any exhibitor, 4-H or non-4-H

1. Open to the public.
2. Real eggs must be either hard boiled or the contents blown out.
3. May use eggs made of other materials, such as wood, plastic, Styrofoam, etc.
4. Any safe product can be used to decorate the egg.
5. Egg must be in a container for display such as egg carton or any other container to keep it safe **OR** be able to stand alone.
6. One decorated egg per display per person may be entered.

Section	Class #	Class Description
A	5600	Decorated egg (ages 3-6)
	5601	Decorated egg (ages 7-9)
	5602	Decorated egg (ages 10-15)
	5603	Decorated egg (ages 16 & older)

Section	Class #	Class Description
A	301	Fitting & Showing (ages 15 & over)
	302	Fitting and Showing (ages 10-14)
	303	Fitting and Showing (ages 7-9)
~Junior (not in milk & not previously freshened)~		
B	304A	Alpine Doe (5 months or younger)
	304L	Lamancha Doe (5 months or younger)
	304S	Saanen Doe (5 months or younger)
	304N	Nubian Doe (5 months or younger)
	304T	Toggenburg Doe (5 months or younger)
	304O	Oberhasli Doe (5 months or younger)
	304R	Recorded Grade (i.e., crossbred) Doe (5 months or younger)
	305A	Alpine Doe (6-12 months)
	305L	Lamancha Doe (6-12 months)
	305S	Saanen Doe (6-12 months)
	305N	Nubian Doe (6-12 months)
	305T	Toggenburg Doe (6-12 months)
	305O	Oberhasli Doe (6-12 months)
	305R	Recorded Grade (e.g., crossbred) Doe (6-12 months)
	306A	Alpine Doe (12-24 months)
	306L	Lamancha Doe (12-24 months)
	306R	Recorded Grade (e.g., crossbred) Doe (12-24 months)

Dog - Dept. 15 4-H

Required enrolled project: Dog

DOG SHOW

Showmanship & Obedience

SET-UP: Friday, 7:30 am, EH

CHECK-IN: Friday, 8:00 am, EH

SHOW: Friday, 9:00 am, EH

Agility and Rally Obedience

SET-UP: Saturday, 7:30 am, EH

CHECK-IN: Saturday, 8:00 am, EH

COMPETITION: Saturday, 9:00 am, EH

SUPERINTENDENT: SORAIYA COFFMAN

Jr. Superintendents: Aemon Coffman & Kloie Street

Helpers: All 4-H Dog Club Members

ENTRY LIMIT: Exhibitor may enter 1 dog in showmanship, 1 in obedience and 2 in Agility and 2 in Rally Obedience.

STATE FAIR ELIGIBILITY: Dogs must be awarded a purple or blue ribbon in a qualifying event at the County Fair or at another County Invitational 4-H Show to exhibit at the state fair.

7:30 am Set Up Dog Show – EH

8:00 am Check-In/Vet Check Dog Show – EH

9:00 am Dog Show – EH

7:30 am Set Up Dog Show – EH

8:00 am Check-In/Vet Check Dog Show – EH

9:00 am Dog Show - EH

All rules, recommendations, regulations, scoring procedures, and/or class requirements as stated in Kansas 4-H Dog Show Judge's Guidelines will be adhered to in these divisions, except as noted. Kansas 4-H dog rules will be followed for each class. Rule books can be found at:

<https://bookstore.ksre.ksu.edu/pubs/4H1120.pdf>

In addition, the following apply:

1. Exhibitor may enter 1 dog in showmanship, 1 in obedience and 2 in Agility and 2 in Rally Obedience.
2. A single dog may be used by more than one handler within the same family, with prior approval of the superintendents and within show limitations (same dog cannot be in the ring with two handlers for long sits and downs at one time).
3. Exhibitors may exhibit in the Project Display notebook and poster department since dogs will be at the County Fair only during the time of judging.
4. Dogs need to be on the grounds only during the time of judging. Make sure to bring water bowls.
5. Dogs must always be kept in training collar and on leash or in crates except at judge request during competition.
6. Dogs may be dismissed by superintendent for showing aggression toward other dogs or people.
7. Dogs must be awarded a purple or blue ribbon in a qualifying event at the County Fair or at another County Invitational 4-H Show to exhibit at the state fair.
8. Exhibitors must furnish dog 4-H immunization record to superintendent before start of the Dog Show and pass a vet check.
9. To participate in the fair, 4-Her must be enrolled in the Dog Care & Training project for the current year. To participate in the fair, the 4-Her must also have attended three (3) training sessions during the 4-H year or have prior approval of the Superintendent or their designee.
10. Competition, scoring and awards will be based upon state guidelines.

11. Competitors must clean up after their dog inside and outside.

Class #	Class Description
~Agility~	
361	Agility I – on leash (non-qualifying state event)
3640	Agility I - off leash
3641	Agility II
3642	Agility III
3643	Agility IV
~Dog Show~	
~Showmanship~	
340	Beginner Showmanship (ages 8 & under)
3600	Junior Showmanship (ages 9-11)
3602	Intermediate Show (ages 12-14)
3605	Senior Showmanship (ages 15 & over)
~Obedience~	
350	First year dog or first year handler, Pre-Novice (on lead)
351	Pre-Novice – Second year or more (on lead)
3610	Novice (4-Her/dog team will perform off lead)
3615	Graduate Novice (4-Her/dog team who have qualified in Novice under 2 different certified judges the previous year or superintendent permission)
3620	Open A (4-Her/dog team qualified in Graduate Novice under 2 different certified judges the previous year or superintendent permission)
3625	Open B (for all 4-Hers and dogs who have qualified in Open A)
3630	Utility A (for all 4-Hers and dogs who have qualified in Open B. All exercises off leash.)
3635	Utility B (for all 4-Hers and doge who have qualified in Utility A. All exercises off leash.)
~Rally Obedience~	
370	Level 1 (on lead)
3645	Level 2
3646	Level 3

Educational & Group Displays - Dept. 16 4-H

ENTRY & CONSULTATION JUDGING: Thursday, 2:00 pm-4:00 pm, EH

RELEASE TIME: 5:30 pm Sunday

SUPERINTENDENTS: SUSAN & JEREMY POLING

ENTRY LIMIT: Exhibitor may enter one (1) poster, display, or exhibit per project they are enrolled in or office they hold. All classes are only open to exhibitors enrolled in projects that do not have articles that can be exhibited in other areas of the fair. **STATE FAIR ELIGIBILITY:** 4-Hers must be 4-H age 9 or older and receive a purple ribbon to participate at the State Fair. Only projects with state fair classes for educational exhibit may continue.

Note: Educational Displays will be reduced one ribbon for failure to follow exhibit guidelines. For tips on competitive notebooks, posters, project displays and electronic displays, and score sheet, visit the Shawnee County Extension website www.shawnee.ksu.edu.

General Rules for Educational Displays

1. All classes (except Jeopardy class & 4-H promotional banners) are open only to exhibitors enrolled in projects which have no articles that can be exhibited in other areas

of the fair. Content of educational displays must relate to some phase, results, story, or information about the project being exhibited. **Only shooting sports and wildlife exhibits can compete at the state fair. Check state fair book for rules on those allowed exhibits.**

2. The exhibit must catch the viewer's attention long enough to introduce the viewer to the subject. The exhibit should illustrate one basic idea. It should impress the viewer with a specific message and arouse a response.
3. 4-H exhibitors (individual or group) should avoid using copyrighted materials whenever possible by originating their own work. Copyrighted and/or trademarked materials utilized in any project display or entry for endorsement or promotion instead of educational purposes will be disqualified and will not be displayed.
4. Choose durable materials to withstand county fair conditions. No hazardous material, no items needing refrigeration, and no items of monetary or sentimental value can be used in educational displays.
5. All educational displays are judged by consultation. The exhibitor will sign up for the time of consultation when submitting exhibit at county fair. It is recommended that the exhibitor be present; a leader or parent can substitute for the exhibitor.
6. Electronic and multimedia displays are encouraged. Multimedia displays include DVD, streaming videos and other electronic presentations. The limit for a multimedia presentation will be five minutes. The exhibitor will exhibit with a laptop provided for their flash drive during the consultative judging.

Electronic Media Procedure

1. Preferred method of electronic presentations will be PDF or PowerPoint or other media using a USB port and a jump drive, memory stick, or flash drive.
2. If using other media, the exhibitor is required to provide all elements needed for the presentation.
3. All electronic and multimedia educational displays will be judged using the criteria of the score sheet of the area they are entered in.
4. All electronic presentations will have four slides per page, printout of their presentation to leave in lieu of the computer. This can be in a notebook or a folder. The exhibit tag and ribbon will be attached to this printout. The superintendent will work with the exhibitor to determine how to leave a paper documentation for multimedia presentations for public viewing of the presentation.
5. All work should be done by the 4-Her.

Notebook (Includes Officer & Project)

1. Exhibitor is limited to 1 notebook per project or office.
2. On the front of the notebook, state the name and year of the project being exhibited.
3. Notebook is to contain all work done as 4-H member. It can include the current year only or yearly project updating of a prior book.
4. Judging standards for notebooks can be found at www.shawnee.ksu.edu.

Project Poster

1. Exhibitor may exhibit 1 poster per project.
2. Posters may be no larger than 24" x 36". State fair poster sizes for foods and wildlife is 22" x 28".
3. Judging standards for project posters can be found at www.shawnee.ksu.edu.

Jeopardy Board for Project

Purpose: A fun way to share information about your favorite project. Our goal is to have a Jeopardy Board for every project. This can be a collaborative product or an individual product. Your exhibit will be available to the public to use after it is judged. Please plan the exhibit to be handled by many people so you can replace lost or torn parts of your board. The judging of a jeopardy board will use the project poster standards.

Directions for board:

1. This is a foam/mat board no larger than 36" x 24" with 20 to 25 project specific questions.
2. The board will have 5 columns (categories) and six (6) rows (Point value. The top row will be used for naming your categories.)
3. Each column will have a category name.
4. Columns will have rows worth 100 points, 200 points, 300 points, 400 points and 500 points.
5. Each row will have the same number of points in each column with easiest questions in the second row and the hardest questions in the sixth row.
6. There should be a sheet showing all questions and answers attached to the back of the foam/mat board in a plastic top inserting sheet protector.

Project Displays

1. Exhibitor may exhibit 1 display per project.
2. Display is limited to 4 feet. Table will be provided. (If going to the state fair in the shooting sports or wildlife, the width limit is 2' x 3' tri-fold display board.)
3. Tri-fold posters and shooting sports cases are acceptable.
4. Show the name of the project on the front of the display.
5. Judging standards for project displays can be found at www.shawnee.ksu.edu

4-H Promotional Banner

1. Exhibit is a two-dimensional illustration of a phase of work which is being practiced or promoted by members within the club represented (Safety, 4-H promotion, etc.).
2. Exhibit must be designed and created by 4-Hers. Adults only may supervise. The exhibit will be reduced one ribbon if persons other than 4-Hers build the exhibit.
3. All banners are to be at least 3 ft. x 4 ft. and not larger than 4 ft. x 4 ft.
4. Banner must be hung on a dowel rod strong enough to support the banner. If banner is selected for state fair display, it must meet state fair display requirements. State fair requirements can be found at <http://www.Kansas4-H.org>
5. Banners should be made of materials that permit the banner to be folded or rolled without damaging the display. Bulky objects may not be attached to the front of the banner.
6. Banner Judging Standards can be found at www.shawnee.ksu.edu.

Junior is 7-9 yrs. of age on January 1, 2024

Intermediate is 10-13 yrs. of age on January 1, 2024

Senior is 14 yrs. of age and over on January 1, 2024

Class #	Class Description
~Group or Club~	
990	Group or Club Project Notebook (This includes officer notebooks. Each type of officer notebook has its own judging sheet)
991	Group or Club Project Poster
992	Group or Club Project Display

993	Group or Club Jeopardy Board
~Individuals~	
994	4-H Promotional Banner-Junior
995	4-H Promotional Banner-Intermediate
996	4-H Promotional Banner-Senior
997	Project Notebook – Junior
998	Historian Notebook – Junior
999	Project Poster - Junior
1000	Project Display - Junior
1001	Jeopardy Board - Junior
1002	Project Notebook – Intermediate
1003	Historian Notebook – Intermediate
1004	Project Poster – Intermediate
1005	Project Display – Intermediate
1006	Jeopardy Board – Intermediate
1007	Project Notebook – Senior
1008	Historian Notebook – Senior
1009	Project Poster – Senior
1010	Project Display – Senior
1011	Jeopardy Board – Senior
1012	Junior Electronic Display
1013	Intermediate Electronic Display
1014	Senior Electronic Display

Electric & Renewable Energy - Dept. 17 4-H/FFA

Required enrolled project: Electric and Renewable Energy

ENTRY: Thursday, 5:00-7:00 pm

JUDGING: Friday, 9:00 am

SUPERINTENDENT: MYRON REED

ENTRY LIMIT: Exhibitors may enter no more than 2 exhibits per class.

STATE FAIR ELIGIBILITY: 4-Hers who are program age 9 and older and receive a purple ribbon qualify to exhibit at the state fair.

1. Exhibits will be judged by consultation. It is recommended the exhibitor be present. If it is not possible for an exhibitor to be present, a leader or parent may represent the exhibitor.
2. Kit constructed exhibits must be indicated by placing a K after the entry number on the entry tag.
3. A sheet of operating instructions must be furnished for any exhibit, not self-explanatory. Exhibit must be operable. If battery power is required, batteries must be furnished.
4. An exhibitor may enter only one (1) exhibit at the State Fair. The State Fair classes have changed. Look at the State Fair book to match your exhibit to a class. The exhibit must be awarded a purple ribbon at county fair.

Class #	Class Description
363	Household Wiring & Indoor Lighting (ages 12 & up). Includes original, kit or restoration projects such as lamps, small appliances or other items intended for household usage.
364	Household Wiring & Indoor Lighting (ages 11 & under). Includes original, kit or restoration projects such as lamps, small appliances or other items intended for household usage.
365	Outdoor Wiring & Shop Lighting (ages 12 & up). Includes original, kit or restoration of projects such as portable spotlights, shop lights, portable power tools or other items intended for shop or outdoor usage.

366	Outdoor Wiring & Shop Lighting (ages 11 & under) Includes original, kit or restoration of projects such as portable spotlights, shop lights, portable power tools or other items intended for shop or outdoor usage.
367	AC Demonstration Projects (ages 12 & up). Includes projects which are AC in nature such as household wiring demonstration of switches or outlets, entrance panels or other AC demonstration projects.
368	AC Demonstration Projects (ages 11 & under). Includes projects which are AC in nature such as household wiring demonstration of switches or outlets, entrance panels or other AC demonstration projects.
369	DC Demonstration Projects (ages 12 & up). Includes projects which are DC battery powered such as series/ parallel lighting, motor, household bell or other types of projects.
370	DC Demonstration Projects (ages 11 & under). Includes projects which are DC battery powered such as series/ parallel lighting, motor, household bell or other types of projects.
371	Electronic Projects (ages 12 & up). Includes original, restoration or kits of electronic projects which utilize at least one electronic component such as resistor, transistor, or capacitor. Projects may be soldered or bread board construction.
372	Electronic Projects (ages 11 & under). Includes original, restoration or kits of electronic projects which utilize at least one electronic component such as resistor, transistor, or capacitor. Projects may be soldered or bread board construction.
373	Educational Activity Projects (12 & up). Included AC or DC projects for activities with an educational emphasis, such as types of wiring or identification of components or testing of one knowledge such as quiz boards.
374	Educational Activity Projects (ages 11 & under). Included AC or DC projects for activities with an educational emphasis, such as types of wiring or identification of components or testing of one knowledge such as quiz boards.

Entomology - Dept. 19 4-H/FFA

Required enrolled project: Entomology

ENTRY: Thursday, 3:00 pm-5:00 pm, EH

CONSULTATION JUDGING: Thursday, 6:00 pm, EH

RELEASE TIME: 5:30 pm Sunday

SUPERINTENDENT: BRYAN BOUTZ

Jr. Superintendent: Alex Lehmann

STATE FAIR ELIGIBILITY: 4-Hers must be 4-H age 9 or older and receive a purple ribbon to participate at the State Fair.

A 4-H member enrolled in the Entomology Project may exhibit in the ENTOMOLOGY COLLECTION, ENTOMOLOGY NOTEBOOK and/or EDUCATIONAL DISPLAY categories. Within each category, there are classes in Beginning, Intermediate or Advanced phases in which they enroll. An Introductory Entomology Collection Class exhibit is encouraged for county fairs (first year members only), but these may not be exhibited at the state fair. See class descriptions within categories for requirements. Resources for exhibiting can be found on the State Kansas 4-H Website: <http://www.kansas4-h.org/projects/agriculture-and-natural-resources/entomology.html>

COLLECTION CLASSES

General Guidelines

1. All entries should be submitted in an 18 x 24 x 3.5-inch wooden display box with a clear plastic top (such as Plexiglas). Boxes can be handmade or purchased if they are of the correct size.
2. 4-Hers may choose to use one of two taxonomies:
 - a. As printed in "Insects in Kansas" book or
 - b. As printed on the "Insects in Kansas Book: 2016 Revised Taxonomy", which follows www.bugguide.net.
3. Each exhibitor is required to identify each box with two identification labels bearing Exhibitor's name, county or district, the collection class 4-H'er is enrolled in and statement of taxonomy used: One label goes in the upper left corner of the box (inside) and the other on the lower right corner of the box (outside). Arrange specimens in the box so the box can be displayed lengthwise.
4. The preferred method is to arrange the insects in groups or rows parallel to the short sides of the box. Specimens are to be arranged by Order in the box, then Family where required.
5. The specimens should be collected by the exhibitor and should focus on Kansas insects. Insects may be collected from one county into bordering states and labeled accordingly.
6. Two labels will be centered on the pin beneath each specimen. First (closest to the specimen) is the common name label and the second label should include date/ locality. Full county name and state abbreviation should be on the second label. A collector's name or host on the date/locality label is optional.
7. The specimens should be collected by the exhibitor and should focus on Kansas insects. Insects may be collected from one county into bordering states and labeled accordingly.
8. Only specimens of the class insect should be included.
9. Purchased insects are not to be exhibited in collections, but they may be used in educational displays.
10. Specimens of soft bodied insects such as aphids, lice, termites, etc. should be exhibited in alcohol filled vials; however, the use of alcohol filled vials should be limited to only those specimens that lose their shape when pinned, since the vials pose a significant hazard to the rest of the collection if they become loose in transit.

Class #	Class Description
392	INTRODUCTORY ENTOMOLOGY COLLECTION This class is for 4-Hers in their first year of the entomology project and just getting started making an insect collection. Participants should display 15 to 30 insects representing a minimum of 6 orders. These collections are to be exhibited in a small cardboard box (can be purchased from your County Extension Office). One or two boxes with a total display area of no more than 130 square inches. For the exhibit, the boxes should be covered with a piece of plastic wrap or acrylic glass taped across the top of the box. *
4900	BEGINNING I ENTOMOLOGY COLLECTION Display in one standard box a minimum of 50 and maximum of 125 species representing at least 7 orders. Follow the general guidelines

	listed for Collections. Members can exhibit in this class a maximum of 3 years or until they receive a purple ribbon at the Kansas State Fair, whichever comes first.
4901	BEGINNING II ENTOMOLOGY COLLECTION Display in one standard box a minimum of 75 and maximum of 150 species representing at least 9 orders. Follow the general guidelines listed for Collections. Members can exhibit in this class a maximum of 3 years or until they receive a purple ribbon at the Kansas State Fair, whichever comes first.
4903	INTERMEDIATE ENTOMOLOGY COLLECTION Display a minimum of 100 and a maximum of 300 species representing at least 10 orders. Two standard boxes can be used. Follow the general guidelines listed for Collections. In addition, family identification is required for all insects in any two of the following six orders: (Only two will be counted for judging) a) "Insects in Kansas" book - Orthoptera, Hemiptera, Homoptera, Coleoptera, Hymenoptera, and/or Diptera or b) "Insects in Kansas Book: 2016 Revised Taxonomy", which follows www.bugguide.net - Odonata, Orthoptera, Hemiptera, Coleoptera, Hymenoptera, and/or Diptera Members can exhibit in this class a maximum of 3 years. A 4-H'er may move up if they receive a purple ribbon.
4905	ADVANCED ENTOMOLOGY COLLECTION Display a minimum of 150 and a maximum of 450 species representing at least 12 orders. Three standard boxes can be used. Follow the general guidelines listed for Collections. Family identification is required for all insects belonging to the six basic orders as outlined under the Intermediate phase. Only families in the above six orders will be counted for judging. Family identification of insects in the remaining orders is optional, but desirable if accuracy is maintained. On a piece of paper list what you did to improve your collection during the current year. Examples: what insects did you add or replace; what orders and/or families you added; what Leadership you provided in this project; and/or what insects you have studied. Attach paper to the back of one of the display boxes. Members may continue to exhibit in this class at the Kansas State Fair for an unrestricted number of years if they remain eligible for 4-H membership

NOTEBOOK CLASSES

General Guidelines

1. Individual entries are to be placed for display in a three-ring notebook for competition.
2. Each exhibitor is required to identify the notebook by placing a Title Page in the front of the notebook bearing the exhibitor's name, county or district and class 4-H'er is enrolled in and statement of taxonomy used:
Option A: "Insects in Kansas" book or
Option B: "Insects in Kansas Book: 2016 Revised Taxonomy", which follows www.bugguide.net. The number of orders, specimens, and families (required in Intermediate and Advanced classes) must also be included on the Title Page.
3. Specimen pages should be grouped according to order

and should include one page per species. If more than one insect is in the photo, an arrow to indicate the identified insect should be used.

4. Date, common name, full county name and state abbreviation should be included for each species. The collector's name on the specimen page is optional.
5. Specimen pages should have two different views of the insect if possible. If pictures are taken on different dates/localities, include information for both.
6. A statement describing the habitat where found/hostplant may be included and is encouraged and will be worth a bonus of 10 points total, not per page. For Intermediate and Advanced notebooks, this is strongly encouraged.
7. A divider page is to be placed in front of each order of insects with the order name printed on the tab for the page as well as on the front of the divider page.
8. For the Intermediate and Advanced classes, insects are also to be grouped by family behind each order divider.
9. If the exhibitor has been in the same class for more than one year, a separate sheet of paper needs to be added stating how many years the exhibitor has been in this class of the project and what the exhibitor did this year to improve their notebook. Place the paper just behind the Title Page in the front of the notebook.
10. A special project must be completed each year and included in the notebook. See project guideline materials for specifications.

Class #	Class Description
4907	INTRODUCTORY ENTOMOLOGY NOTEBOOKS Display a minimum of 10 and a maximum of 30 insect species representing at least 6 different orders. Follow the general guidelines listed for Notebooks, including the Special project. A 4-H member must be of minimum age to compete at the Kansas State Fair. A 4-H member may exhibit in this class for a maximum of two years.
4908	BEGINNING ENTOMOLOGY NOTEBOOKS Display a minimum of 20 and a maximum of 60 insect species representing at least 7 different orders. Follow the general guidelines listed for all Notebooks, including the Special project. Members can exhibit in this class a maximum of 3 years or until they receive a purple ribbon at the Kansas State Fair, whichever comes first.
4909	INTERMEDIATE ENTOMOLOGY NOTEBOOKS Display a minimum of 60 and a maximum of 100 species representing at least 9 orders. Follow the general guidelines listed for Notebooks, including the Special project. In addition, family identification is required for all insects in any two of the following six orders: (Only two will be counted for judging) a. "Insects in Kansas" book - Orthoptera, Hemiptera, Homoptera, Coleoptera, Hymenoptera, and/or Diptera or b. "Insects in Kansas Book: 2016 Revised Taxonomy" which follows www.bugguide.net - Orthoptera, Hemiptera, Homoptera, Coleoptera, Hymenoptera, and/or Diptera Members can exhibit in this class a maximum of 3 years. A 4-H'er may move up if they receive a purple ribbon.

Class #	Class Description
4910	ADVANCED ENTOMOLOGY NOTEBOOKS Display a minimum of 100 and a maximum of 200 species representing at least 12 orders. Follow the general rules listed for Notebooks, including the Special project. Follow the general guidelines listed for Notebooks. Family identification is required for all insects belonging to the six basic orders as outlined under the Intermediate phase. Only families in the above six orders will be counted for judging. Family identification of insects in the remaining orders is optional, but desirable if accuracy is maintained. Members may continue to exhibit in this class for an unrestricted number of years if they remain eligible for 4-H membership.

EDUCATIONAL DISPLAY CLASSES

General Guidelines

1. Share with others what you learned in this project. Exhibit any activity or learning experience related to the field of entomology or the Teaming with Insects curriculum that does not fit into Entomology Collection or notebook classes above.
2. Follow copyright laws as explained in the General Rules.
3. The exhibit may be, but isn't limited to, original works, digital presentations (must provide printed hardcopy for exhibit purposes for duration of state fair), programs, websites, games, apps, display box, notebook, display, or poster which you have made.
4. If the exhibit is a wooden display box, it must be 18x24x3.5 inches with a clear plastic top (such as Plexiglas) and displayed horizontally. If the exhibit is a poster, it must not be larger than 22"x28". If the exhibit is a display, the maximum size is not to exceed a standard commercial 3'x4' tri-fold display board.
5. Name and county/district must be marked on educational exhibits.

Class #	Class Description
4902	BEGINNING EDUCATIONAL DISPLAY Class for individuals that are exhibiting in the Beginning I and II Collection or Beginning Notebook classes. If only exhibiting in this category, then ages 9-12. Follow the general rules listed for the educational displays.
4904	INTERMEDIATE EDUCATIONAL DISPLAY Class for individuals that are exhibiting in the Intermediate Collection or Intermediate Notebook classes. If only exhibiting in this category, then ages 11-14. Follow the general rules listed for the educational displays.
4906	ADVANCED EDUCATIONAL DISPLAY Class for individuals that are exhibiting in the Advanced Collection or Advanced Notebook classes. If only exhibiting in this category, then ages 13 or older. Follow the general rules listed for the educational displays.

Fiber Arts - Dept. 20 4-H

Required enrolled project: Fiber Arts

ENTRY & CONSULTATION JUDGING: Thursday, 5:00 pm-6:30 pm, EH

RELEASE TIME: 5:30 pm Sunday

SUPERINTENDENT: GINA KOCH & BRENNIA SMITH

ENTRY LIMIT: Exhibitors may enter no more than three (3) articles per class. Example - 3 Cross stitch and/or 3 Quilting and/or 3 Knitting.

STATE FAIR ELIGIBILITY: 4-Hers who are program age 9 and older and receive a purple ribbon qualify to exhibit one (1) project per class at the state fair.

1. All projects entered in Fiber Arts need to be made with **fiber defined as cloth or yarn. All other projects using rubber bands, reed, wood, etc. need to go into another division.**
2. Exhibits will be judged by consultation. If it is not possible for the exhibitor to be present, a leader or parent may represent the exhibitor. The exhibitor may attach an index card, no larger than 3"x5" with the entry form to give the judge any information which the exhibitor thinks would be helpful for the judge to know. Using a larger card will result in the exhibit being lowered one ribbon placing.
3. Parents are encouraged to be passive observers during consultation. The judge and/or clerks will do their best to write down any notes for the exhibitors. Parents are encouraged to take notes for the exhibitor. If time allows and after the ribbon has been placed, parents may be able to ask questions the exhibitor did not ask. Please remember other exhibitors are waiting to be judged as well.
4. Articles worn as pairs must be shown together. Fasten articles together with yarn.
5. Special consideration will be given to articles of original design. Attach to the article a note explaining the original design.
6. Identification Label:
 - a. Type or print on 3" x 2½" piece of cloth: class number, county or district, and exhibitor's name.
 - b. Sew or safety pin this ID label on the corner of the article.
 - c. For garments, attach ID label to the front left shoulder seam, or left side of waistband, as if you were wearing the garment, or lower left corner of flat articles.
7. Blocking of crochet and knitting articles is recommended.
8. An award will be given to one crochet or knitting project receiving a purple ribbon that is made of 50% to 100% wool. A project that is 90% wool and receives a purple ribbon may go to the state fair and be considered for the state wool award. This would be counted as one project in the class to go to the state fair. Please make note of the percentage of wool the article is made of on the card.
9. A 4-H member may take 1 purple ribbon project per class to the state fair for competition if 9 years or older by January 1, 2024.

Section	Class #	Class Description
A	974	Hand Knitted Article (ages 9 & under)
	975	Hand Knitted Article (ages 10-13)
	976	Hand Knitted Article (ages 14 & over)
C	977	Machine Knitted Article (9 & under)
	978	Machine Knitted Article (ages 10-13)
	979	Machine Knitted Article (ages 14 & over)
B	980	Crocheted Article (ages 9 & under)
	981	Crocheted Article (ages 10-13)
	982	Crocheted Article (ages 14 & over)
	984	Rug Making
	985	Spinning
	986	Weaving
	987	Ethnic Arts

	988	Macramé
D	1268	Needle Arts (ages 9 and under)
	1269	Needle Arts (ages 10-13)
	1270	Needle Arts (ages 14 & over)
	1271	Educational Display (If the display is a poster, it must not be larger than 22"x28".) The display may be a notebook or other display. Take care to select durable materials that will withstand County Fair conditions. Total display space must be no more than 12" high by 12" deep and 18" long. Judging of educational displays will be judged on the same day as the other educational displays but kept in the Fiber Arts division area. No card table displays will be allowed. *
E	1272	Quilting, Machine Stitched (all ages)
	1273	Quilting, Hand Stitched (all ages)
	1274	Quilting, Rag (all ages)
F	1275	Miscellaneous (all ages)

* No state fair class

Food/Nutrition - Dept. 21 4-H

Required enrolled project: Foods & Nutrition

ENTRY AND SET UP FOR TABLE SETTING: Wednesday, 6-8 pm or Thursday, 8-11 am

ENTRY FOR CAKE DECORATING, FOODS EDUCATIONAL EXHIBITS, FOODS & NUTRITION, AND FOODS

PRESERVATION: Thursday, 11:00 am-2:00 pm, EH

JUDGING FOR ALL FOODS, CAKE DECORATING, AND TABLE SETTING: Thursday, 11 am-2 pm

RELEASE TIME: 5:30 pm Sunday

FOODS, CAKE DECORATING, & TABLE SETTING

SUPERINTENDENT: AMY JOHNSTON

Foods Jr. Superintendents: Joel Johnston, Katelyn Sage, Ella Atwood

Cake Decorating Jr. Superintendents: Clara Johnston, Grace Johnston, Katelyn Sage, Ella Atwood

Helpers: EFNEP Nutrition Assistants

RELEASE TIME: 5:30 pm Sunday

ENTRY LIMIT:

Foods: Exhibitors may enter 3 non-perishable items, (which includes classes 4000, 4300, 4302, 4304, and 4306), 1 educational display, and 1 table setting.

Food Preservation: Exhibitors may have 3 exhibits in this division, but only one entry per class.

Cake Decorating: Exhibitors may enter 1 exhibit per class in this division

STATE FAIR ELIGIBILITY:

Foods: 4-Hers who are program age 9 and older and receive a blue or purple ribbon qualify to exhibit at the state fair. They may exhibit only 1 non-perishable product and 1 educational display at the state fair. Non-perishable food product classes eligible include: 4300, 4302, 4304, and 4306.

Food Preservation: 4-Hers who are program age 9 and older and receive a blue or purple ribbon qualify to exhibit at the state fair. They may enter up to two quality exhibits in the Food Preservation division at the state fair, but only one entry per class.

There are no Table Setting or Cake Decorating classes at the State Fair.

CAKE DECORATING

1. Entries in cake decorating require that the top layer be an actual cake. All decorated cakes will be cut.

2. Overall frosting and decorations are all that is judged.
3. Use heavyweight cake decorating cardboard. Cover the board with foil or plastic wrap.
4. It is expected that with increased years in the project, 4Hers will use additional decorating tips and techniques and rely less on commercial designs.
5. Decorations: Preference is given to 4Hers using non-commercial decorations and original design. The use of plastic decorations not previously mentioned will not disqualify an entry but may lower the ribbon by one place.
6. Buttercream or royal frosting must be made from scratch. The only frostings that may be purchased are fondant and scratch, if desired.
7. All exhibits may be sold at the Bake Sale.

NOTE: Cake Decorating does not advance to the state fair.

EDUCATIONAL EXHIBITS

1. Exhibits may be in the form of a poster, notebook, or display. Follow copyright laws as explained in the General Rules as you are preparing your exhibit.
2. Take care to select materials that will withstand State Fair conditions.
3. No card table displays are allowed. If the exhibit is a poster, it must not be larger than 22" x 28". Displays are not to exceed a standard commercial 3' x 4' tri-fold display board.
4. Name of club must be clearly marked on educational exhibit.

NOTE: A collection of your favorite recipes in a recipe box or notebook does not constitute an educational exhibit.

FOODS & NUTRITION

1. Complete recipes with ingredients and instructions must be attached with the entry, or the placing will be lowered one ribbon when judged.
2. Exhibitors may enter 3 non-perishable items (which include classes 4000, 4300, 4302, 4304), 1 educational display, and 1 table setting.
3. For food safety purposes, any entries with frostings and fillings must calculate the amount of sugar in the frosting/filling recipe only. Calculation must be attached to entry, or the placing will be lowered one ribbon when judged. Frosting and fillings need to contain more than 65% sugar for safety. Examples on how to calculate this percentage are included in the publication located at: <https://bookstore.ksre.ksu.edu/pubs/MF3544.pdf>
4. For food safety purposes, any food with custard and dairy-based fillings and frostings (ex. cream cheese) raw eggs, flavored oils, "canned" bread, or cakes in a jar, cut fresh fruit or any food requiring refrigeration (ex. bacon) or unbaked exhibit with raw flour (ex. no bake cookies) will be disqualified and not judged.
5. Alcohol (ex. wine, beer, and hard liquor) is not allowed as an ingredient in food entries. Entries with alcohol will be disqualified and not be judged.
6. All baked goods must be left whole and uncut. Small items, such as cookies and rolls, should be the same shape and from the same recipe. Exhibit 3 cookies, 3 muffins, 3 breadsticks, 1 loaf bread, etc.
7. Under baked entries will be lowered one or more ribbon placings.
8. All un-frosted cakes should be exhibited in an upright position with crust showing. The exception is for cakes made with special designs such as Bundt cakes. They should have top crust side down.
9. Attach label to bottom of plate or cardboard. Label templates are available at the Shawnee County Extension office or make your own with the following information:

Class Number, Food Product Name, 4-H member's name, and club.

10. Any baked product that can be removed from the pan should be placed on a plate, covered cardboard or disposable container of appropriate size for the exhibit.
11. Exhibits should be in food grade plastic bags, disposable plastic containers or boxes of appropriate size for the exhibit. Only the exhibit is judged. The container is not judged.
12. **Food Gift Package:** No alcoholic beverages will be accepted. A food gift package must contain at least 3 different food items (prepared for human consumption), made by the 4-H member, in a suitable container no larger than 18"x18"x18". Prepared food items must have recipes attached with the entry. Additional homemade food items beyond the 3 minimum or purchased items may also be included in the gift basket. On the back of the entry card, answer these questions: a) what the intended use is; b) what food safety precautions were taken during and after preparation. This entry will count as a non-perishable food product, not as an educational exhibit. Home canned foods must follow Food Preservation rules. Canning jars should not be used for baking per manufacturer's instructions. They could break during baking.

FOODS PRESERVATION

1. Exhibits must have been preserved since the member's previous year's county fair, and not been exhibited at the previous State Fair.
2. Recipes and processing methods from the sources below are recommended. Recipes must be from current, tested resources listed below AND MUST BE ADJUSTED FOR ALTITUDE based on your processing location, or it will be disqualified. Processing methods that will be disqualified include: open kettle-canning, oven canning, sun canning and using electric multi-cookers. Untested recipes will be disqualified for food safety reasons.
3. Alcohol is not allowed as an ingredient in food preservation entries. Entries with alcohol will be disqualified and not be judged.
4. Each exhibit must have the complete recipe and instructions attached with the entry card, or it will be disqualified. Recipe must include exhibitor name, recipe source, date of publication, and altitude, where food was processed. If using Mrs. Wage's or Ball® mixes, indicate the date the mix was purchased.
5. Exhibits must be processed in clean, clear standard canning jars, with matching brand (ex: use Ball® lids on Ball® jars, or Kerr lids on Kerr jars, etc.) two-piece lids. Do not use colored jars, fancy padded lids, fabric over wraps or cozies as they interfere with the judging process. No fancy packs unless recipe states to do so (ex: Pickled asparagus). Jars must be sealed when entered. For food safety reasons, the size of jars used must not be larger than the jar size stated in the recipe (ex: salsa is canned in pint jars only, no quarts). Note: There are 12-ounce, 24-ounce, and 28-ounce canning jars available and may be used. Use pint jar process recommendations for 12-ounce jars. Use quart jar process recommendations for 24 ounce and 28-ounce jars.
6. Each jar exhibited must be labeled. The label must not cover brand name of jar. The label must give: Class Number, Product, Altitude where processed, Canning Method (water bath, weighted gauge, or dial gauge pressure method), Process Time, Pressure (psi), Date processed including month and year, Name, and County/District.
7. Classes 4350-4355 will require one jar for each class.

8. Hole punch the entry card and use a rubber band to attach the entry card and recipe around the top of the jar.
9. If dried food product is not in a canning jar, it will be lowered one ribbon rating. Suggested amount: $\frac{1}{3}$ – $\frac{1}{2}$ cup, or three or four pieces per exhibit. All meat jerky must be heated to an internal temperature of 160° degrees F before or after drying. This is not the drying temperature! Dried products must include the recipe, preparation steps and heating instructions. Jerky not heated to an internal temperature of 160° degrees F will be disqualified and not be judged. Heating information can be found in “Dry Meat Safely at Home.”
10. Each 4-H member may enter up to two exhibits in this division, but only one entry per class.

TABLE SETTING

1. Exhibitors must be enrolled in Food/Nutrition.
2. All supplies must be furnished by the 4Her.
3. No food should be served, although non-perishable items - candy, bottles, etc. can be used as part of the table decorations.
4. No alcohol should be on the menu or used in the table decorations.
5. The menu to be served and the occasion should be neatly printed or typed on a card or paper no smaller than 3 x 5 inches and can be displayed in a frame or other decorative manner.
6. An individual place setting may include linen, dishes, flatware, and centerpiece. Select dinnerware for up to a three-course meal, set appropriately **without stacking dishes**.
7. **Please do not bring items of high sentimental value.**
8. 4Hers should set up their own display, young 4Hers can be helped by an adult.

NOTE: Table Setting exhibits do not advance to the state fair.

Class #	Class Description
~CAKE DECORATING~	
4006	Frosted Decorated Cake - 1 tier*
4007	Frosted Decorated Cake - 2+ tiers*
4008	Decorated Cookies or Cupcakes*
~FOODS~	
~Exhibitor Ages 7-8~	
4000	Non-perishable food product*
4001	Educational Exhibit*
4002	Table Setting*
~Exhibitor Ages 9-11~	
4300	Non-perishable food product
4301	Educational Exhibit
4003	Table Setting*
~Exhibitor Ages 12-14~	
4302	Non-perishable food product
4303	Educational exhibit
4004	Table Setting*
~Exhibitor Ages 15-18~	
4304	Non-perishable food product
4305	Educational exhibit
4005	Table Setting*
~Food Gift Package~	
4306	Food Gift Package - ages 7-18
~Preservations~	
4350	Sweet Spreads (fruit and/or vegetables), syrups; one jar
4351	Fruits, Juices, Fruit mixtures (salsa, pie filling, etc.); one jar
4352	Low Acid Vegetables (green beans, corn, etc. or vegetable mixtures.); one jar

4353	Pickles (fruit or vegetable), fermented foods, relishes, and chutney; one jar
4354	Tomato/Tomato Products, Tomato Juice, and Tomato Salsas; (salsa in pints only, no quarts); one jar
4355	Canned Meats; one jar
4356	Dried Foods: one small jar

*Not eligible for state fair.

Forestry - Dept. 22 4-H/FFA

Required enrolled project: Forestry

ENTRY & CONSULTATION JUDGING: Friday, 1:00 pm-3:00 pm, EH

RELEASE TIME: 5:30 pm Sunday

SUPERINTENDENT: JOHN KABUS

Jr. Superintendent:

STATE FAIR ELIGIBILITY: 4-Hers who are program age 9 and older and receive a purple ribbon qualify to exhibit at the State Fair. Each member may take up to two (2) exhibits but only one (1) entry per class.

1. Consultation judging will begin at 1:00 pm and run through 3:00 pm. It is recommended exhibitor be present for the consultation judging. If it is not possible for exhibitor to be present, a leader or parent may represent exhibitor.
2. Leaf exhibits (except class 613) are to be mounted on heavy stock paper and placed in loose leaf binders. Magnetic or adhesive filler sheets (like those used in photo albums) are recommended. Leaf, twig, and fruit collections may be exhibited in any manner. Maximum exhibit size: 2'x3'.
3. Name, club age and year in project should be on front cover.
4. Prepare a label and place in a lower corner of the page. Label should include proper common name as listed in the 4-H bulletin 334, "List of Native Kansas Forest Trees," county where collected, and day, month and year collected.
5. For ideas on mounting, see Forestry Project Book.
6. Divide specimens into 2 sections: Native Kansas Trees and Non-Native Trees.

Class #	Class Description
~Junior 4-H Forester, Knowing Trees as Individuals (Leaf Collections)~	
5100	Beginning (leaves from 10 different native Kansas trees or leaf, twig, and fruit from 5 different native Kansas trees; exhibit may include non-native specimens in addition to required native Kansas tree specimens)
5101	Intermediate: leaf specimens only-exhibit leaves of a minimum of 20 (includes 10 new in addition to those previously exhibited) different native Kansas tree leaves; can exhibit non-native in addition to the required native Kansas trees.
5102	Senior: exhibit leaves of a minimum of 25 (includes at least 5 new in addition to those previously exhibited) different native Kansas tree or leaf, twig, and fruit of 10 different trees (includes at least 5 new in addition to those previously exhibited). Can exhibit non-native Kansas trees.
5103	Advanced: exhibit leaves of a minimum of 40 (includes at least 20 specimens) different native Kansas tree or leaf, twig, or fruit or 20 different

	includes 10 new plus those previously exhibited. Can exhibit non-native in addition to the required native Kansas trees.
5104	How a Tree Grows: display – entry may include a project notebook with 10 or more seeds collected with pictures showing germination study; or a mounting of a thin section of wood cut from the end of a log or top of stump label with information such as kind of wood and age of tree when cut or exhibit an illustration of how a tree grows.
5105	Tree Appreciation: display – entry may include a research or reporting notebook with no more than 10 pages based on the exhibitor's selected tree. This notebook may include sketches, drawings, pictures, a story, or any other things which will help tell about the tree you have selected. Junior Forestry Record (P-1089) is the reference manual for this project.

Geology - Dept. 23 4-H

Required enrolled project: Geology

ENTRY: Thursday, 4:00 pm-7:00 pm, EH

CONSULTATION JUDGING: Friday, 1:30 pm-3:30 pm, EH

RELEASE TIME: 5:30 pm Sunday

SUPERINTENDENT: WILL GILLILAND

Jr. Superintendent: Kaitlin Jackson

ENTRY LIMIT: Exhibitor may enter in both geology and lapidary classes. Exhibitor may show in only one (1) of the first five geology classes (637, 638, 5201, 5202 and 5203). Exhibitor may also show in geology class 642 Mineralogy, 644 (special exhibit), and in one (1) lapidary class.

STATE FAIR ELIGIBILITY: 4-Hers who are program age 9 and older and receive a purple ribbon qualify to exhibit one (1) project per class at the state fair.

- Exhibits will be reviewed by the Judge Friday morning and consult with the exhibitor in the afternoon. If it is not possible for exhibitor to be present, a leader or parent may represent exhibitor.
- Each exhibitor is required to identify each display box by placing an identification label bearing name, county or district, and number of specimens in the upper left-hand corner of the plexiglass cover (inside-use clear double-sided tape to adhere gummed labels), and by attaching a label with the same information on the lower right corner of the box (outside).
- Exhibitor may enter in both geology and lapidary classes. Exhibitor may show in only one of the first five geology classes (637, 638, 5201, 5202 and 5203). Exhibitor may also show in geology class 642 Mineralogy, 644 (special exhibit), and in one lapidary class.
- Specimens should be labeled with specimen number, date collected, specimen name and description, and locality where collected. No legal description is needed.
- Specimens should be mounted in the box by proper groups: rocks, minerals, or fossils.
- Display boxes are to be 18" x 24" x 3½" with plexiglass cover. Specimens are to be arranged across the narrow 18" dimension of the display box with oriented plexiglass sliding out toward the top.
- Fossils must be identified to the Phylum, Class, and Genus level. Genus name is to begin with a capital letter. Species name is all lower case. Genus and species names must either be italicized or underlined, not both. The words "phylum, class, genus" on labels are to be

spelled out, not abbreviated. More than one specimen of the same kind of rock or mineral or species of a fossil may be exhibited if this duplication represents different geological formations. Specimen label must show this distinction (Fort Hays limestone, not just limestone; calcite from the Greenhorn Formation, not just calcite; Phylum: Brachiopoda Class: Articulata Genus: Composita from the Morrill Limestone Member, not just Phylum: Brachiopoda Class: Articulata Genus: Composita).

- For geology classes 637, 638, 639, 640, 641 and 642 all specimens must be collected (not purchased) from locations in Kansas, except for Tri-State Mining Area specimens collected from these three adjacent counties: Ottawa County, OK; Newton and Jasper Counties, MO. Other out of state specimens will not count in the minimum number for the class, nor will they be considered in the judging.
- Out-of-state specimens may be exhibited in a marked section of the display box but are not to comprise the major portion of the exhibit except in class 645. Out-of-state specimens will not count in the minimum number for class, nor will they be considered in the judging.
- Fossils in class 637 are to be identified to at least the phylum level; classes 638-641 to be identified as phylum, class, and genus levels, if possible. Rocks in classes 640 and 641 must be identified by proper name and type.
- A minimum of 12 specimens for class 637 and 15 for classes 638-641 must be collected during the current 4-H year. Class 637 must have a minimum of 3 in each category (rocks, minerals, and fossils); classes 638-641 must have a minimum of 5 in each category.

Class #	Class Description
637	*12 different rocks, minerals, and fossils (first-or second-time exhibitor only; displayed in an appropriate box of exhibitor's choice)
5200	15 different rocks, minerals, & fossils (one box)
5201	30 different rocks, minerals, and fossils (second-or third-time exhibitor; one box)
5202	45 different rocks, minerals, & fossils (exhibitor must have shown in above classes in previous years; limited to 2 boxes). Exhibitor must identify the rocks as igneous, metamorphic, or sedimentary. These rock types must be spelled out on labels or have a legible key.
5203	60 different rocks, minerals, and fossils (exhibitor must have shown in above classes in previous years limited to 2 boxes)
5204	Special Exhibit (display relating geology to everyday living or to a mineral test, a rock formations geological history, species of a fossil, forms of 1 mineral or variations of 1 kind of rock, archeological, Indian artifacts etc.; lapidary accepted; limited to 4' of table space or two boxes) If planning on displaying at state fair, care should be taken to use durable materials that will withstand state fair conditions.
5205	Mineralogy: Display a minimum of 15 mineral specimens collected in Kansas, at least 5 of which have been collected during the current 4-H year. The minerals are to be grouped by mineral class (e.g., carbonates, oxides, silicates), and at least 3 classes must be represented. The member must use one standard display box (see #1). The specimens

	must be labeled with the number of the specimen, date collected, name of specimen, county where collected and chemical composition (e.g., CaCO ₃ for calcite) if known
5206	Fossils: display a minimum of 15 fossil specimens collected by the participant in Kansas, at least 5 of which have been collected during the current 4-H year. The fossils are to be grouped by phylum and class, and at least 3 phyla must be represented (Brachiopoda, Chordata, Mollusca, etc.) The member must use one standard display box (see #1). The specimens must be labeled with the number of the specimen; date collected; county where collected; formation, member, or source; phylum, class, and genus or part; and geologic age (Cretaceous, Permian, Pennsylvanian, etc.) See #5 for additional fossil labeling expectations.
5207	Rocks: display a minimum of 15 rock specimens collected in Kansas, at least 5 of which have been collected during the current 4-H year. Rocks are to be grouped by the 3 rock classes (Sedimentary, Igneous, and Metamorphic). You must display at least one specimen from each of the three classes. The specimens must fit in one standard display box. Specimen labels must include a specimen number, the date collected, name of specimen, and the county where collected. All rocks must be identified by the formation and member name (Examples: Fort Hays Limestone, Member of the Niobrara Chalk Formation) or source (Examples: Rocky Mountain Outwash, glacial till).
5300	Lapidary. display at least 5 varieties of polished (tumbled) specimens and 5 varieties of unpolished specimens that have not yet received lapidary treatment. These do not have to be an example of "before and after", nor do they have to be self-collected. Locales must be identified. Only those exhibiting lapidary at the state fair for the first time may exhibit in this class.
5301	Lapidary - display before and after examples of at least 3 varieties of specimens, at least 2 tumbled-polished and 2 unpolished of each. There is no requirement that the 4-Her collect any of these. Locale must be identified. Lapidary work should be done during the current 4-H year.
5302	Lapidary - display before and after examples of at least 6 varieties of specimens, at least 2 tumble-polished and unpolished of each. At least two varieties should be collected from the native site by the 4-Her, at least one of which comes from Kansas. Locales must be identified. Lapidary work on at least three varieties should be done during the current 4-H year.
5303	Lapidary - display before and after examples of at least 9 varieties of specimens, at least 2 tumble-polished and 2 unpolished of each. At least three varieties should be collected from the native site by the 4-Her, at least two of which comes from Kansas. Locales must be identified. Lapidary work on at least three

	varieties should. Be done during the current 4-H year.
5304	Lapidary - exhibit at least 6 specimens that have not previously been exhibited, which have received lapidary treatment. Lapidary treatment may consist of polishing, and end, face, or flat lapping. Specimens must represent at least 3 different varieties and include at least three cabochons of any size or shape, only one of which may be free formed. A cabochon is a style of cutting in which the top of the stone forms a domed or curved convex surface. Three of the specimens must be mounted into jewelry findings. Special lapidary exhibits should be entered in class 644. Please note that each member is limited to one entry in this class.

* No state fair class

Goats, Meat/Pygmy - Dept. 24 4-H/FFA

Required enrolled project: Meat Goats

ARRIVAL TIME: Thursday, 7:00 am-10:30 am, LP

WEIGH-IN: Thursday, 9:00 am-9:30 am, LP

JUDGING: Friday, 9:00 am, LP

RELEASE OF NON-SALE LIVESTOCK: 5:30 pm Sunday

SUPERINTENDENT: CURTIS & KIM STAHEL

Helpers: Derek Stahel, Riley & Shelby Showalter

ENTRY LIMIT: Exhibitors may enter no more than two (2) goats per class with a maximum of 6 head. Exhibitor may exhibit only one (1) animal in Fitting and Showing class and must be the project of the exhibitor. Pygmy and market breeds will show against each other in Fitting and Showing classes.

STATE FAIR ELIGIBILITY: Market goat animals must be nominated according to the state livestock rules by May 1st. 4-Hers program age 9 and older are responsible for entering their own livestock animals in the state fair and KJLS in the ShoWorks system by July 15. See the official Kansas State Fair Rule Book for more details.

1. Exhibitors may enter no more than two (2) goats per class with a maximum of 6 head.
2. Ownership of goats must be established by county tagging event. All market goats must be tagged with an official 4-H tag. If the goat is pregnant and the 4-Her wants the offspring at the fair, notify the superintendent at weigh-in. **Market goats and non-registered stock must be brought to weigh-in to receive their official 4-H tag. Non-registered stock without official 4-H tag and USDA premise tag are not eligible for exhibition. Registered stock must have papers and matching tattoos. Bring registration papers to exhibitor's meeting for verification.**
3. All goats must have a USDA premise ID tag to show per current State of Kansas regulations (unless you show proof of being registered by breed association). All animals must be in proper physical condition, be properly identified and free of visual evidence of infectious, contagious, or parasitic disease at time of arrival. No health papers are required; however, animals showing evidence of sickness, infections, contagious or parasitic disease will result in the animals' rejection for entry. The inspector's decision is final. No bucks can be shown at the county fair. Tag or registration numbers must be included on your Fair Pre-Entry Form.
4. Exhibitors must be neatly and appropriately attired.
5. Exhibitor may exhibit only one (1) animal in Fitting and Showing class and must be the project of the exhibitor.

Pygmy and market breeds will show against each other in Fitting and Showing classes.

6. Pygmies will be shown according to age and classes may be a combination of both does and wethers. There will be 2 classes for market goats: Dairy Breed and Meat Breed/Meat Breed Cross. Market goats will be divided by weight. Goats may be shown in class 321: Non-Milking/Non-Market Goats if they have not been shown in any other class except Fitting and Showing.
7. Pygmy goat exhibitors may show in Fitting and Showing classes. Pygmy goat does may not be shown in any dairy classes.
8. Class 321 Non-Milking/Non-Market Goats - (see Dairy Goat division)
 - a. Doe or wether not shown in any other class except Fitting and Showing
 - b. One entry per 4-Her
 - c. They will be judged on:
 - i. How well they have been cared for and are fitted for the show
 - ii. How easily they show (an indication of practice)
 - iii. Your knowledge of goats in general and your animal in particular
9. Market goats must have milk teeth and be castrated (e.g., NO BUCKS ALLOWED). Market goats can be of either sex and cannot be shown in any other class except Fitting and Showing.
10. Market goats must be weighed and identified by April 30, 2024, at weigh-in.
11. Minimum weight for Market Classes is 50 lbs. when weighed at the fair. Those under 50 lbs. will be shown in Class 332: Feeder Class.
12. All market goats must be weighed Thursday, July 25, 9:00-9:30 am.
13. All Pygmy/Market Goat exhibitors will follow the general livestock rules.
14. Please make sure to sign up for a Fitting & Showing class AND Market, Breeding or Pygmy class.
15. Market wethers horns can be tipped or removed.
16. Goats must be shown with all four feet on the ground. Exhibitors may use a collar, a collar with a short lead, or halter when showing. Prong collars are allowed. BRACING OF DOES IS ALLOWED in all classes of the show.
17. Calculation for class age breaks is July 24, 2021.

		eligible for championship or livestock auction. Dairy and meat breeds shown together.)
E	333	Both bred and owned by exhibitor and/or immediate family, breeding, or market animal. Only one (1) animal per exhibitor can be entered. (The Judge will pick best animal for attributes.)

Hay Bale Display - Dept. 25 4-H

Shawnee County Fair Hay Bale Contest for 4-H Clubs will be awarded a monetary prize at the fair.

- 1st place \$40
- 2nd place \$30
- 3rd place \$20
- 4th place \$10

1. Call the 4-H office, 785-232-0062, ext. 111, by July 7th to reserve a round hay bale for your 4-H club. Work as a group to decorate.
2. Hay will be on the Stormont Vail Event Center grounds near the main entrance on Topeka Blvd. and must be decorated by July 19, 2024. The decorations must be removed by noon on July 28, 2024, or the prize money (if your club is a winner) will be forfeited. **Judging will take place on July 24th.**
3. Please submit a photo of your decorated hay bale to the Fair Office at the Fair by noon on Thursday, July 25th.
4. Entries will be judged on eye appeal, construction, use of material, and creativity. The fair theme is **"Get Carried Away at the Shawnee County Fair."**
5. The bale should be decorated with a good clean wholesome nature. No vulgar or suggestive decorations will be allowed - this includes people rolled-up inside the bale with feet or head sticking out. Please call the 4-H Office if you have any questions.
6. Bales can be placed lying on their side or standing on end. This is your choice.
7. Please specify position of the bale on the entry form. If you will be providing a maximum of 8 small rectangular bales for feet or decoration, please list on entry form. For safety purposes round bales will NOT be stacked on top of each other.
8. Decorations should be weather and wind-proof. They should also be checked and maintained daily.
9. Paint may be applied to the hay bale but NOT on the grass.

Section	Class #	Class Description
A	1550	Hay bale decorating

Interior Design & Architecture (Home Environment) - Dept. 26 4-H

Required enrolled project: Interior Design & Architecture

ENTRY: Thursday, 5:00 pm-7:00 pm, EH

JUDGING: Friday, 9:00 am, EH

RELEASE TIME: 5:30 pm Sunday

SUPERINTENDENT:

ENTRY LIMIT:

STATE FAIR ELIGIBILITY:

- A. Exhibitors may present four (4) entries in the project area. Exhibitors may enter one (1) exhibit at the state fair.
- B. Judging criteria will include:
 - ★ Plan and story

Section	Class #	Class Description
A	334	Fitting and Showing (ages 15 & over)
	335	Fitting and Showing (ages 10-14)
	336	Fitting and Showing (ages 9 & under)
~Pygmy Goat~		
B	314	Doe or Wether (0 to 3 months)
	315	Doe or Wether (3 to 9 months)
	316	Doe or Wether (9 months or older)
~Registered Boer & Boer Cross~		
C	317	Doe (0 to 3 months)
	318	Doe (3 to 6 months)
	319	Doe (6 to 12 months)
	320	Doe (12 to 24 months)
	321	Doe (24 months or older)
~Special Classes~		
D	330	Dairy Breed Market Goat
	331	Meat Breed or Meat Breed Cross Market Goat
	332	Market Goat Feeder Class (49 lbs. or lighter. Animals in this class are not

- ★ Use of color
- ★ Use of design
- ★ Combination of things selection (rating workmanship and/or choice)

1. **Single Exhibit** - an article made by exhibitor for the home; include explanation of how item was made, cost, picture, pattern, etc.; describe how item fits into color and design scheme of room; explanation will be considered in the total score.
2. **Poster/Notebook** - may include swatches, color, stories, photographs, and project records which detail what was accomplished this year with a description of long-term plans).
3. **Educational Exhibit** - An Educational Exhibit may be in the form of a poster, notebook or display showing and describing something learned, a project done, a Home Environment community service program, etc. Follow copyright laws as explained in the General Rules as you are preparing your exhibit. Take care to select materials that will withstand fair conditions. No card table displays are allowed. If the exhibit is a poster, it must not be larger than 22" x 28". If the exhibit is a display, maximum size is a 2' x 3' tri-fold display board. Name and county or district must be clearly marked on educational exhibits. The educational exhibit evaluation form will be provided at judging time.
4. **Recycled Exhibit** - an article refurbished by exhibitor for the home; include description of how item was re-made, cost, picture, pattern, etc.; describe how item fits into decor; explanation will be considered in the total score.

Section	Class #	Class Description
A	650A	Single Exhibit (ages 7-12)
	650B	Single Exhibit (ages 13 & over)
	651A	Poster (ages 7-12)
	651B	Poster (ages 13 & over)
	652A	Notebook (ages 7-12)
	652B	Notebook (ages 13 & over)
	653A	Educational Exhibit (ages 7-12)
	653B	Educational Exhibit (ages 13 & over)
	654A	Recycled Exhibit (ages 7-12)
	654B	Recycled Exhibit (ages 13 & over)

Horse - Dept. 27 4-H/FFA

Required enrolled project: Horse

HORSE SHOW: Sunday Pre-Fair, LP

SUPERINTENDENT: JOELL CHOCKLEY, CHRISTY & JASON STONEKING, SARA & RANDY BATMAN, LYNNE BOLAND, ARIEL UNSELT

Jr. Superintendents: Alexis, Paige & Kaitlyn Chockley, Lakyn Stoneking, Abby Capes, Berkely Batman, Lyla Boland

ENTRY LIMIT: Exhibitors may only show 4-H identified horses.

No exceptions will be made.

STATE FAIR ELIGIBILITY: 4-Hers must be between the ages of 9 and 18 before January 1, have a properly identified horse for the 4-H horse project, exhibited said horse at a horse show between October 1-August 1 and obtain proof of exhibition from show management, complete the Kansas 4-H Equine Webinar Safety Episode & Quiz, AND complete the online entry information via ShoWorks by August 1 of the current year. See the official Kansas State Fair Rule Book for more details.

Each exhibitor is allowed one stall (one horse per stall for each of their 4-H ID'd horses that are being shown.)

1. **Horses originating from other states must be**

accompanied by a valid VS form 10-11 showing evidence of a negative Equine Infectious Anemia (Coggins) test conducted by a state approved laboratory within 12 months prior to entry of Kansas.

2. Animals may be exhibited in one halter class only.
3. Animal must be shown by the exhibitor for whom it is a project with the following exceptions: a. If a medical emergency arises and the superintendents agree an exception should be made.
 - If the exhibitor has more than 1 animal in the same halter class.
4. Chaps are optional.
5. Kansas 4-H strongly supports and encourages the use of ASTM certified/SEI approved safety helmets in all equine events. Protective headgear is encouraged in all classes without discrimination.
6. 4-H horse project and show rules are followed for the exhibition. (Rule books are available at the county extension office for a nominal fee.)
7. Pony is defined as a horse that is over 32" and up to 56" at the withers. A Miniature is defined as a horse 32" or under at the withers.
8. Exhibitors must be at the gate and ready to enter when their class is called. Notice of tack changes should be given to the gate person at least one class in advance.
9. Parents and other adults may **NOT** ride the 4-Hers horse during the fair (Saturday or Sunday), unless the horse is being used for the Horse Judging class or lead line.
10. Exhibitors may stay overnight in a camper-type trailer that has a lock but must be supervised by a parent who is also staying overnight. Staying overnight in stalls is not allowed.
11. A Grand and Reserve Champion will be selected per each 4-H age group class, by number of points for Western Performance (Showmanship, Trail, Western Pleasure, Western Horsemanship); English Performance (English Pleasure, English Equitation, Hunter Hack); Ranch Horse (Ranch Horse Rail, Ranch Horse Pattern, Ranch Horse Trail, Reining); and Racing (Pole Bending, Barrel Racing, Flag Race, and Keyhole). Awards will be presented by ceremony at close of show.
12. English Jumping Classes: All exhibitors in hunter hack and during fence warm-up exercises are required to wear an approved helmet, which must have the ASTM/ SEI sticker intact on the inside of the helmet and a date within the last five years. All jumping will be done at the height requested by the exhibitor from cross rail to a maximum of 2 ft. as per the 4-H Horse Show Rulebook.
13. For safety concerns, parents are encouraged to be always on premises with 4-Her.
14. Classes in bold have been identified as 4-H premium classes. All other classes are non-premium classes.
15. Intermediate and Senior Showmanship Champions and Reserve Champions qualify for Round Robin Showmanship, which is held the Sunday, of the overall county fair starting at 9:00am. Round Robin participants are required to bring their qualified horses for all contestants to show during Round Robin.
16. Horse Judging will be done after the completion of the show classes on Saturday or at 7:00pm Saturday, whichever is earlier. Sign-up for judging is done with the Judging Contests Project, which is located within the fair.

Class #	Class Description
661	Weanling/Yearlings
662	2 & 3-Year-Olds

663	4 Year & Over Mares
664	4 Year & Over Geldings
665	Ponies & Miniature Horses
667	Showmanship (ages 14-18)
668	Showmanship (ages 10-13)
669	Showmanship (ages 7-9)

Master Showmanship

~Break for Tack changes and Jump setup~

Class #	Class Description
717	Hunter Hack (ages 14-18)
718	Hunter Hack (ages 10-13)
719	Hunter Hack (ages 7-9)
720	English Pleasure (ages 14-18)
721	English Pleasure (ages 10-13)
722	English Pleasure (ages 7-9)
723	English Equitation (ages 14-18)
724	English Equitation (ages 10-13)
725	English Equitation (ages 7-9)

~Break for Tack changes~

Class #	Class Description
735	Walk/Trot Horsemanship All Ages (may not enter any loping classes)
736	Western Horsemanship (ages 14-18)
737	Western Horsemanship (ages 10-13)
738	Western Horsemanship (ages 7-9)
739	Walk/Trot Western Pleasure All Ages
740	Pony Pleasure (may not enter age groups Western Pleasure)
741	Western Pleasure (ages 14-18)
742	Western Pleasure (ages 10-13)
743	Western Pleasure (ages 7-9)
746	Snaffle Bit Pleasure (3-Year-Old horses; 2 hands may be used)
747	Pleasure Pairs
748	Ranch Horse Rail (ages 14-18)
749	Ranch Horse Rail (ages 10-13)
750	Ranch Horse Rail (ages 7-9)
751	Ranch Horse Pattern (ages 14-18)
752	Ranch Horse Pattern (ages 10-13)
753	Ranch Horse Pattern (ages 7-9)
754	Reining (ages 14-18)
755	Reining (ages 10-13)
756	Reining (ages 7-9)

~Break~

Class #	Class Description
729	Western Trail (ages 14-18)
730	Western Trail (ages 10-13)
731	Western Trail (ages 7-9)

~Break~

Class #	Class Description
732	Ranch Horse Trail (ages 14-18)
733	Ranch Horse Trail (ages 10-13)
734	Ranch Horse Trail (ages 7-9)
757	Lead Line

~Break for Lunch~

Class #	Class Description
683	Pole Bending (ages 14-18)
684	Pole Bending (ages 10-13)
685	Pole Bending (ages 7-9)

759	Barrel Race on a Stick
686	Barrel Racing (ages 14-18)
687	Barrel Racing (ages 10-13)
688	Barrel Racing (ages 7-9)
689	Flag Race (ages 14-18)
690	Flag Race (ages 10-13)
691	Flag Race (ages 7-9)
698	Keyhole (ages 14-18)
699	Keyhole (ages 10-13)
700	Keyhole (ages 7-9)

~Break~

Class #	Class Description
760	Costume Class (all ages)

***Prior to Hunter Hack, Warm-up is permissible with a parent or appointed guardian present**

***Awards to follow**

****Horse Judging is available in the Judging Contest department****

Horticulture - Dept. 28 4-H/FFA

Required enrolled project: Horticulture & Landscape Design

ENTRY & CONSULTATION JUDGING: Friday, 2:00-4:30 PM, EH

RELEASE TIME: 5:30 pm Sunday

SUPERINTENDENTS: WAYNE STANDER & MASTER GARDENERS

ENTRY LIMIT:

Section A: Exhibitor may exhibit in no more than 5 classes with a limit of 5 entries per class, for a maximum total of up to 25 entries.

Section B: Three entries per class per exhibitor, up to 12 entries total.

Section C: Exhibitor may enter one horticulture notebook.

STATE FAIR ELIGIBILITY: 4-Hers who are program age 9 and older and receive a purple ribbon qualify to exhibit at the state fair.

Section A:

1. Exhibit judging will be by the rules in the Extension Bulletin C-405 "Exhibiting Fruits and Vegetables".
2. Secure entry form to plate or container with string or tape. Use a sturdy plate, bowl or container that will support the weight of the produce.
3. Please have hybrid/variety and specimen name on entry card.
4. Youth may participate in consultation judging this year at the time of entry; a single note card can also be left with the entry in place of consultation judging. Consultation judging will proceed on a first come first serve basis.

Section	Class #	Class Description
A	2500	Garden Display: Each exhibitor in this class will be limited to four square feet of space. The Garden Display must be exhibited in a tray, basket or container that can be easily moved by the fair staff. Exhibit consists of five different types of fresh vegetables or fruits. Canned products and shelled vegetables are not acceptable. Only one variety of each type of vegetable or fruit or fruits. Canned products and shelled vegetables are not acceptable. Only one variety of each type of

		vegetable or fruit may be exhibited. The numbers of the five types of vegetables or fruits to be exhibited are as follows: ❖ Large Vegetables (1 each): Cabbage, Cantaloupe, Eggplant, Large Pumpkin, Squash, Watermelon. ❖ Medium Vegetables (5 each): Beets, Carrots, Cucumbers, Decorative Gourds, Potatoes, Miniature Pumpkins, Okra, Onions, Peppers, Radishes, Sweet Potatoes, Tomatoes, or other similar sized vegetable. ❖ Small Vegetables (12 each): green snap beans, wax beans, English peas, or other similar sized vegetables. ❖ Small fruits (one half pint box): strawberries, blackberries, raspberries, or other similar sized fruits.
	2501	Small vegetable specimen (plate of 12) Ex: green snap beans, yellow wax beans, other small vegetables.
	2502	Medium vegetable specimen (plate of 5) Ex: cucumbers, cherry tomatoes, tomatoes, beets, white onions, yellow onions, red onions, bell peppers, other peppers, okra, parsnips, radishes, turnips, sweet potatoes, red potatoes, white or Russet potatoes, carrots, miniature pumpkin, decorative gourds, or other medium vegetables.
	2503	Large vegetables specimen (1 specimen) Ex: watermelon, summer squash, winter squash, large type pumpkin, eggplant, cabbage, cantaloupe, other large vegetable.
	2504	Fresh culinary herbs (plate of 6 stems) Ex: parsley, basil, dill, etc. Six stems (or a comparable quantity) of one variety of fresh herbs must be exhibited in a disposable container of water. Dried herbs are not accepted.
	2505	Small fruits (one half pint box) Ex: strawberries, blackberries, or other sized fruits. (If other, please include name of fruit on entry).
	2506	Tree fruits (plate of 5) Ex: apples, pears, peaches, or similar sized fruits.
	2507	Grapes (plate of 2 bunches)

Section B

1. Cut flower specimens need to have variety and specimen name on entry card.
2. Refer to information pamphlet "Preparing Cut Flowers and Houseplants for Exhibit", 4H-826 for proper exhibiting guidelines.
3. Refer to "Floral Design Guide" for Fresh and Dried arrangement guidelines.
4. Cut flower specimens must be grown by the exhibitor. Artificially or commercially produced material is not acceptable.

5. Arrangement materials are suggested to be grown and/or collected. See "Preparing Cut Flowers for Exhibit". Artificial flowers are not allowed.
6. Entries are allowed one square foot of table space. Entries may be taller than 12 inches, but not wider.
7. Cut Flower Specimens must be displayed in clear, CLEAN, inexpensive GLASS containers or vases (that can be disposed of if not claimed at close of fair). NO plastic water bottles. Container should be in proportion to the specimen.
8. Arrangements can be displayed in inexpensive containers appropriate for the design.
9. The County Fair will NOT be responsible for the loss, damage, or storage of any flower arrangements, vases, or containers. Containers cannot be picked up until release time on Sunday.
10. Exhibitor is responsible for maintaining water in floral exhibits during the fair.
11. Purple ribbon winners are eligible to enter the state fair 4-H Flower Show. Exhibitor must pre-enter with county extension office. Check state fair guidelines.
12. Age Groups: 7-9, 10-13, and 14 and over. Tree Fruits (5 each): Apples, pears, peaches, or similar sized fruits. Grapes (2 bunches)

Section	Class #	Class Description
B	5600	Annual Garden Flower cut specimen, single stem.
	5601	Perennial Garden Flower , cut specimen, single stem.
	5602	Fresh Flower Arrangement. Flower materials must be grown and/or collected by exhibitor, not purchased.
	5603	Dried Flower Arrangement. No fabric or plastic material allowed.

Section C Horticulture Notebook

Section	Class #	Class Description
C	5604	Horticulture Notebook. Entry shall consist of a notebook or three ring binder of written narrative describing a horticulture project such as a landscape design, landscape installation, lawn renovation, water garden, flower garden, vegetable garden, lawn mowing service, and scape maintenance business, farmer's market business, or other horticulture project. 4-Hers are encouraged to include photographs, illustrations and/or landscape drawings that help explain work done by the member. Photos taken from the same location before, during and after the completion of the project are particularly helpful.

*No state fair class

**Classified as Perennial Garden Flower at state fair

Judging Contests - Dept. 29 4-H/FFA

- ★ **HORSE JUDGING CONTEST:** Sunday, July 27, following the end of the Hands on Horses demonstration - LP
SUPERINTENDENT: JOEL CHOCKLEY
- ★ **HORTICULTURE JUDGING CONTEST (Questions, small**

ID, & placing classes only): Friday, July 26, 2:00 pm – 4:00 pm, EH
SUPERINTENDENT: LANE WIENS

- ★ **LIVESTOCK JUDGING CONTEST:** Saturday, July 27, 11:30 am, LP
SUPERINTENDENTS: LIVESTOCK COMMITTEE & LEROY RUSSELL
- ★ **PHOTOGRAPHY JUDGING CONTEST:** Sunday, July 21, 1:30 -4:00 pm Manor Conference Center. Anyone may enter. Teams for state fair competition will be selected from the contest.
- ★ **POULTRY JUDGING CONTEST & QUIZ BOWL:** Saturday, July 27, 10:00 am, EH
SUPERINTENDENT: MARSHALL GIBSON
Jr. Superintendents: Sydney & Gracie Braden
- ★ **RABBIT JUDGING & BREED ID CONTEST:** Thursday, July 25, 3:00 – 7:00 pm, EH: Participation open to 4-H/FFA members
SUPERINTENDENTS: MELISSA TILLERY

Section	Class #	Class Description
A	1362	Horse Judging Contest
	1363	Horticulture Judging Contest
	1364	Livestock Judging Contest
	1365	Photography Judging Contest
	1366	Poultry Judging Contest & Quiz Bowl
	1367	Rabbit Judging Contest & Breed ID

Kids Activity Corner

Free Activities for all ages (4-H and non-4-H) Games – Crafts
 Friday, July 26, 1:00-3:00 pm, LA
SUPERINTENDENTS: INDIAN CREEK AND ROSSVILLE 4-H CLUBS

Livestock Sale

Saturday, July 27, 5:00 pm, LP
SUPERINTENDENT: CURTIS STAHEL
Asst. Superintendents: ALL Livestock Superintendents

1. Market beef must be tagged by when countywide tagging occurred. Market goats, sheep, swine, poultry, and rabbits must be owned and tagged (except rabbits and poultry) by when countywide tagging occurred. Minimum sale weights by July 25, 2024, are as follows:

Beef 1000 lbs.	Goats 50 lbs.
Sheep 100 lbs.	Swine 230 lbs.
Poultry 3 lbs.	Rabbits 3 to 5 lbs.
2. All exhibitors choosing to sell animals at the sale must have completed YQCA training by the first day of the fair. (July 25, 2024)
3. This is a premium sale. All sales in the premium auction are final. Animals going through the premium bid sale ring cannot be shown in any other 4-H show or go through any premium sale. Sellers may not repurchase these animals to show at any other contests.
4. Limit of 2 market lots per 4-H/FFA member can be sold in livestock sale (e.g., 2 lambs or 2 swine or 2 beef or 2 goats or 2 pens poultry or 2 pens rabbits or any combination of 2 lots)
5. Sale order of species will rotate from year to year

(e.g., **2023** was: Poultry & Rabbit will always sell first; Sheep, Swine, Beef, and Goat will rotate yearly. **2024** order: Goat, Sheep, Swine, and Beef).

2024 Sale order: Poultry, Rabbit, Goat, Sheep, Swine and Beef.

- **Goat weigh-in: Thursday, July 25, 9:00-9:30 am**
 - **Sheep weigh-in: Thursday, July 25, 9:00-9:30 am**
 - **Swine weigh-in: Thursday, July 25, 9:30-10:30 am**
 - **Beef weigh-in: Thursday, July 25, 11:00am-12:30pm**
6. If a 4-H/FFA member has both Grand Champion and Reserve Champion, they may sell both animals first. The sale order will be established by the animal's placing in their show: Champions, Reserve, Purple, Blues and Reds. All remaining 4-H/FFA members will sell 1 animal before a second rotation will begin.
 7. Lightweight animals may be withdrawn and taken home by owners at 4:00 pm or immediately following the Fashion Revue on Sunday.
 8. A rate of gain contest will be held for all sheep, beef, swine, and goats that weighed in at the official weigh-in. Rate of gain will be figured from beginning weigh-in to weigh-in at the County Fair.
 9. \$8 per animal will be withheld to help pay costs of sale and buyer plaques, ribbons, pictures, and other sale costs.
 10. All sheep, swine & goats & beef to sell must be tagged at the official species weigh-in and tagged with a 4-H tag or have approval by the Livestock Committee.
 11. 4-H and FFA members selling at the Livestock Sale are required to contact 3 potential buyers, preferably in person, and list these potential buyers on the fair entryform due by the due date. **Form on page 63.**
 12. **All animals in this sale must be drug-free and healthy. 4-H and FFA members have signed an agreement at registration that they will provide a drug-free meat product for the Livestock Sale.**
 13. If your buyer turns the animal back, this decision is final, no animals can be taken out of turn back after the animal has gone through the sale ring.
 14. All exhibitors will follow the general livestock rules.

Pancake Feed

Saturday, July 27, 7:00 am - Noon, Stormont Vail Event Center Enter through south handicap entrance of Landon Arena.
SUPERINTENDENTS: INDIAN CREEK & AUBURN 4-H CLUBS

All-You-Can-Eat Pancakes plus sausage and coffee, milk, or orange juice. Advance and at the door tickets are a \$5.00 donation. You may purchase advance tickets from Shawnee County 4-H members or from the Extension Office until the first day of the county fair. Proceeds help fund the Shawnee County 4-H Council.

Photography - Dept. 31 4-H

Required enrolled project: Photography
ENTRY & CONSULTATION JUDGING: Sunday, 1:30 pm-4:00 pm, Manor Conference Center
RELEASE TIME: 5:30 pm Sunday
SUPERINTENDENTS: RICK MILLER
ENTRY LIMIT:
 1-3 years in project – 7 entries + 1 Selfie = 8 entries TOTAL
 4-7 years in project – 9 entries + 1 Selfie = 10 entries TOTAL
 8 or more years in project – 11 entries total+ 1 Selfie = 12 entries TOTAL
STATE FAIR ELIGIBILITY: 4-Hers who are program age 9

and older and receive a purple ribbon qualify to exhibit at the state fair. All Classes 4800 – 4808 are state fair qualifying classes.

Shawnee County Fair Photography Rules:

Total number of exhibits per exhibitor:

- 1-3 years in project – 7 entries + 1 Selfie = 8 entries TOTAL
- 4-7 years in project – 9 entries + 1 Selfie = 10 entries TOTAL
- 8 or more years in project – 11 entries total+ 1 Selfie = 12 entries TOTAL

To meet the maximum number of entries per exhibitor, 4-Hers MUST enter a Selfie (Class 1038)

1. Exhibits will be judged by consultation. Exhibitor may sign up for judging time when the exhibit is entered. If you cannot be at the judging and you would like to have your photos judge, please leave them at the Extension Office prior to July 20th.
2. Enlargements must be no larger than 8 inches by 10 inches and no smaller than 7 inches by 9 inches. Photos must be mounted on an 11x12½ inch mat board. The 11-inch inside, the mat board is ALWAYS vertical. To mount the photos whether horizontal or vertical, measure one inch from the top (11-inch side) of the mat board. Place the photo on this line. Then center the photos (equal distance from the sides of the photos. Trim all borders from the photo before mounting. A permanent mount must be made using adhesive spray. No lettering and dates may appear on the mat board. Mat board may be purchased at the 4-H Office. Any photo mounted incorrectly will have the placing lowered one ribbon. **See Photo Display Instructions at the back of the FairBook.**
3. Be sure you put your name and address on the back of your mat board. Photos entered in the “Selfie” Class (Class #1038) will be displayed with the 4-Her’s name redacted, and 4-Hers are asked not to list their name and contact information on the back of entries for this class only.
4. On the entry form, be sure to list the class for each photo.

Class #	Class Description
4800	Enlargement: Color photo taken by a 4-Her with 3 Years or less in the project.
4801	Enlargement: Color photo taken by a 4-Her with 4-7 years in the project.
4802	Enlargement: Color photo taken by a 4-Her with 8 or more years in the project.
1033	Enlargement: Black & white photo

*****Enlargement:** the black & white class is for black & white prints only. Monochromatic prints, including sepia prints are considered color photos & must be entered in the appropriate color photo class.

Class #	Class Description
4806	Digital Composite Image: finished photo must be created from two or more original sources created by exhibitor. HDR photos do not qualify for this class. Photos will be judged on photographic merit as well as manipulation technique and process. Photo must be created from two or more originals taken by the exhibitor. Exhibitor must include a second 11 x 12-½ matte board (Explanation Board) mounted with standard size prints of the original photos, 3 x 5 card(s) explaining what manipulation was done

	and a standard size print of the final photo. Optional, may include prints of editing steps. Photos showing editing steps may be layered.
4807	Growth Portfolio: the rules are as follows: Portfolio must include one 8X10 color or black and white photo form each of 5 years of photography project enrollment. Each photo must have a completed portfolio information form (see sample form) with brand and model of camera, focal length, aperture, mode and shutter speed and the explanation of the photography skill set demonstrated by the photo. The form also needs to provide the main photography goal for the user for the 4-H year and a description of the growth in project skill from that period. The photos should start with the oldest example, the information form for that example, then the next oldest example and form up through the most recent photo and form all in a standard black portfolio.
4808	Career Portfolio: member must have been enrolled in photography for at least two (2) years. Exhibit will consist of ten (10) 8X10 photos showing skill development in one of the following photography areas: portraiture, special effects (not done with computer), landscape, photojournalism, black and white, nature/wildlife, or graphic design (computer skills with photos). Photos may have been created over multiple project years. Each photo must have a completed portfolio information form (see sample form) with brand and model of camera, focal length, aperture, mode and shutter speed and the explanation of the photography skill set demonstrated by the photo. The form also needs to provide the main photography goal for the user for the 4-H year and a description of the growth in project skill from that period. Also, mentors should be acknowledged, and career exploration can be described. The photos and alternating explanatory forms should be arranged to show the growth and development in the photographic area in a standard black portfolio.
1037	Photo Effects: This class highlights photos that incorporate multi-exposure, long exposure (such as ghosting), or photo manipulated to remove or add an element in the photo within the photo (not using a second photo). Youth will need to attach a 3x5” card to the back of the photo and describe what the effect is and how it was created with their camera or what app they used).
1038	Selfie, a picture of you taken by you. All or part of your face must be in the photo. The photo may include other people, pets, etc. The selfie can be taken by holding your phone or by using a timer to allow time for you to get into the photo. Max of 1 entry.

Poultry - Dept. 32 4-H/FFA

Required enrolled project: Poultry
CAGE SET-UP: Wednesday, 5:00 pm-7:00 pm, LP
ENTRY/CHECK IN: Thursday, 7:00 am-9:00 am, LP
JUDGING: Friday, 9:00 am, LP
SHOWMANSHIP: Friday, 1:00 pm, LP
EXHIBIT RELEASE & CAGE TEAR-DOWN: Poultry will be released between 8:00–11:00 am on Sunday. Birds must be taken home at that time. No other fair entries may be taken

until the conclusion of the Fashion Revue. We are doing this so volunteers will help put away the poultry and rabbit cages at the conclusion of the fair. Taking your animals outside of the stated release time would mean forfeiting your total Premium money.

SUPERINTENDENTS: CHRIS WILLARD

ENTRY LIMIT: Exhibitors may enter no more than ten (10) birds; Meat and Production Pens count as 1 each.

STATE FAIR ELIGIBILITY: 4-Hers who are program age 9 and older qualify to exhibit at the state fair.

1. Exhibitor must feed, water, and **KEEP AREA AROUND PENS CLEAN**. If not kept clean, fed, and watered, you maybe asked to remove your bird.
2. Any birds showing signs of illness will be removed from the premises immediately.
3. Any eggs that are laid and collected at the county fair are property of the Superintendent.
4. Birds need to be free of lice and other parasites.
5. All birds will be inspected for parasites and disease. If birds are disqualified, you will be asked to remove your birds, and they will NOT return to the fair. All birds will check in at the Southeast doors of the livestock pavilion before entering the barn.
6. Consultation with the judge will be available after the judging is completed.
7. The judge's decision is FINAL.
8. Exhibits will be judged by American Poultry Breed Assoc. Standard of Perfection.
9. In case of grievance/protest, the proper guidelines stated in rules & regulations governing the fair (page 6) must be followed.
10. Poultry must be banded to insure proper identification.
11. Exhibitor must supply own dishes and feed.
12. A bird cannot be exhibited in more than one class.
13. If a pre-entered bird dies prior to fair, another bird of same breed, age & sex may be substituted.
14. Birds must be exhibitor's 4-H project.
15. A young bird is considered less than 1 year at fair time.
16. Market egg class: exhibitors may exhibit one entry in this class. Entries should include 1 dozen market ready eggs in a plain egg carton.
17. Open Classes
 - a. Ages 5-7 and 19 and over
 - b. May show up to 2 birds
 - c. Must follow all other Poultry rules
 - d. May not show in the Market Broiler, Production, Meat, and Dual-Purpose contest
18. Sections A & B require you to specify "M" for male, "F" for female

Section	Class #	Class Description
~Poultry~		
A	1107M	Standard Breeds, large fowl (young pen)
	1107F	Standard Breeds, large fowl (young pen)
	1108M	Standard Breeds, large fowl (old pen)
	1108F	Standard Breeds, large fowl (old pen)
B	1109M	Standard Breeds, bantams (young pen)
	1109F	Standard Breeds, bantams (young pen)
	1110M	Standard Breeds, bantams (old pen)
C	1110F	Standard Breeds, bantams (old pen)
	1111	Dual Purpose Pullets (pen of 3)
	1112	Dual Purpose Hens (pen of 3)

D	1113	Production Pullets (pen of 3; standard breed, crossbred or strain cross pullets; judged on egg production qualities only; pen may be 3 chickens, 3 ducks*, 3 turkeys*, etc.**)
	1114	Production Hens (pen of 3; standard breed, crossbred or strain cross hens; judged on egg production qualities only; pen may be 3 chickens, 3 ducks*, 3 turkeys*, etc.**)
E	1116	Turkey (all breeds) (young pen)
	1117	Turkey (all breeds) (old pen)
	1118	Ducks (standard breeds; young pen)
	1119	Ducks (standard breeds; old pen)
	1120	Ducks (bantam; young pen)
	1121	Ducks (bantam; old pen)
	1122	Geese (all breeds; young pen)
	1123	Geese (all breeds; old pen)
	1124	Other Fowl (young pen)
	1125	Other Fowl (old pen)
	1126	Market Eggs (1 dozen)
~Pigeons~		
F	1127	Pigeons (all breeds) (young pen)
	1128	Pigeons (all breeds) (old pen)
~Showmanship~		
G	1129	Showmanship (ages 7-9)
	1130	Showmanship (ages 10-13)
	1131	Showmanship (ages 14 & over)

Section	Class #	Class Description
~Poultry Open Classes~		
OC	1107M	Standard Breeds, large fowl (young pen)
	1107F	Standard Breeds, large fowl (young pen)
	1108M	Standard Breeds, large fowl (old pen)
	1108F	Standard Breeds, large fowl (old pen)
OC	1109M	Standard Breeds, bantams (young pen)
	1109F	Standard Breeds, bantams (young pen)
	1110M	Standard Breeds, bantams (old pen)
OC	1110F	Standard Breeds, bantams (old pen)
	1116	Turkey (all breeds) (young pen)
	1117	Turkey (all breeds) (old pen)
	1118	Ducks (standard breeds; young pen)
	1119	Ducks (standard breeds; old pen)
	1120	Ducks (bantam; young pen)
	1121	Ducks (bantam; old pen)
	1122	Geese (all breeds; young pen)
	1123	Geese (all breeds; old pen)
	1124	Other Fowl (young pen)
	1125	Other Fowl (old pen)
	1126	Market Eggs (1 dozen)
~Pigeons Open Classes~		
OC	1127	Pigeons (all breeds) (young pen)
	1128	Pigeons (all breeds) (old pen)

*OC – Open Class

**No state fair classes for ducks, turkeys, etc. entered in classes 1113 and 1114.

Public Presentations-Dept. 33 4-H

PRESENTATIONS: Saturday, 10:00-12:00 EH

SUPERINTENDENT: Melissa Thompson

STATE FAIR ELIGIBILITY: 4-Hers who are program age 9 and older and earn a Purple ribbon at the fair (or at the

Shawnee County 4-H Day in February 2024) are eligible to go on to the state fair if a state fair class exists.

1. Open to any public presentations, including Parliamentary presentations. (See list of classes below.)
2. Presentations will be scheduled in Exhibition Hall Stage the afternoon of Saturday, July 27. The superintendent will call ahead of the fair to sign up for judging times.
3. Presentations can be individual or team presentations, depending on the event. (See the notations for each class below.)
4. All areas will have the same rules and time limitations as 4-H Day. (Please consult the **2024 4-H Day Guidelines**.)
5. A table, an easel, and a microphone will be available. Participants are expected to bring all other necessary materials including gavels, flags, additional easels, etc.
6. Presentations will be judged for Purples, Blue, Red, and White ribbons. No class champions will be designated; however, presentations earning a Purple ribbon at the fair (or at the Shawnee County 4-H Day in February 2024) are eligible to go on to the state fair if a state fair class exists.
7. Class 1394 will only receive participation ribbons.

Section	Class #	Class Description
A	1385	Demonstration/Illustrated Talk ages 7-9, Individual or Duo
	1386	Demonstration/Illustrated Talk ages 10-13, Individual or Duo
	1387	Demonstration/Illustrated Talk ages 14 & over, Individual or Duo
B	1388	Oral Interpretation ages 7-9, Individual or Duo
	1389	Oral Interpretation ages 10-13, Individual or Duo
	1390	Oral Interpretation ages 14 & over, Individual or Duo
C	1391	Gavel Games ages 7-9, Team of 4/5
	1392	Gavel Games ages 10-13, Team of 4/5
	1393	Gavel Games ages 14 & over, Team of 4/5
D	1394	Show and Share Cloverbuds only: Individual
E	1395	Model Meetings ages 7 & up, Team
F	1396	Project Talk ages 10-13, Individual
	1397	Public Speaking ages 14 & over, Individual
G	1398	Historical Speech ages 7-9, Individual
	1399	Historical Speech ages 10-13, Individual
	1400	Historical Speech ages 14 & over, Individual
	1401	Project Talk ages 7-9, Individual

Rabbit - Dept. 34 4-H/FFA

Required enrolled project: Rabbits

CAGE SET-UP: Wednesday, July 24, 6:00-8:00 pm EH

ENTRY: Thursday, July 25, 7:00-10:00 am

BREED ID: Thursday, July 25, 3:00-7:00 pm EH

JUDGING (Rabbit Show): Friday, July 26, 12:00-5:00 pm EH

SHOWMANSHIP: Friday, July 26, 12:00-5:00 pm EH

JUDGING CONTEST: Friday, July 26, 1:00-5:00 pm EH

RABBIT AGILITY – WARM UP: Saturday, July 27, 10:00-11:30 am EH

RABBIT AGILITY: Saturday July 27, 12:00 pm EH

EXHIBIT RELEASE & CAGE TEAR-DOWN: Sunday, July 29, 8:00 am-10:00 am. At 8:00 am, 4-Hers may place Rabbit(s) into leak proof carriers in preparation to leave. Cages need to be torn down, pine shavings discarded in trash can and cages folded and stacked onto the 4-H trailer.

SUPERINTENDENT: Melissa Tillery

JR SUPERINTENDENTS: Jacob & Christian Landzettel, Kierstyn Tillotson & Khloe Ebaben

HELPERS: Kayla Ebaben

ENTRY LIMIT: Exhibitors may exhibit no more than 20 rabbits, with two exhibits per variety, per gender, per class. Meat pen counts as 1 rabbit, may have 2 meat pens.

STATE FAIR ELIGIBILITY: 4-Hers who are program age 9 and older with rabbit(s) that receive a blue or purple ribbon may proceed onto the state fair show.

1. Exhibits will be judged by the ARBA Standard of Perfection. Breeds need to be identified prior to registration. Contact the Superintendent for reputable breeders. Rabbits could be disqualified due to not meeting standards.
2. Exhibitor must state breed, variety, class, and tattoo for each rabbit on the pre-entry form.
3. Rabbits must be owned by the exhibitor by May 1 of the current year.
4. Rabbits must be permanently and legibly tattooed in the left ear for identification before registration. No black marker will be accepted.
5. Exhibitors may exhibit no more than 20 rabbits with two exhibits per class. Meat pen counts as 1 rabbit, may have 2 meat pens.
6. Meat pens must be bred and raised by the 4-her exhibiting them. A meat pen consists of 3 rabbits of a recognized breed and variety. Minimum weight of 3½ pounds and maximum weight of 5 pounds. Rabbits not over 69 days old. To sell in the auction, refer to the livestock sale rules for the sale of meat pens.
7. Fur and wool entries must be from exhibits entered in a regular breed class. Exhibitor may exhibit no more than 1 rabbit per fur or wool class.
8. Exhibitor must use rabbit entered in a regular breed class for showmanship. Rabbit must be owned by exhibitor.
9. Exhibitor must be present at judging to exhibit rabbit(s) unless excused by superintendent prior to judging of the show.
10. Pre-juniors under 3 months and 6-8 months rabbits are for class 6 breeds only. They include: Beveren, Californian, Champagne D'Argent, Checkered Giant, Flemish Giant, New Zealand, Satin, and similar breeds.
11. Exhibitor must feed, water, and keep pens and area around pens clean. Exhibitor must furnish his own feed and crocks. Due to RHDV2, Please DO NOT share feed or water with other 4-H families. No rabbit may leave prior to the stated release time, it would mean forfeiting your total fair premium money.
12. Exhibitors aged 10 and under may receive help from parents, 4-H members may help each other, and not to forget the CDC guidelines for hand hygiene practice.
13. Any rabbit showing signs of illness, pregnancy or nursing rabbits will be removed from the premises immediately.
14. All 4-Hers should always have an adult present with them in the rabbit building.
15. Grand Champion and Reserve Champion will be awarded over all classes along with ribbons using the "Dutch System" Purple, Blue, Red, and White. Premiums will be paid by the Fair Board which will be given later to each 4-Her. Rabbit(s) with a Blue or Purple may proceed onto the

state fair show if age permits.

16. Breed ID, Showmanship and Rabbit Judging will be judged by 4 age groups. 4-H age is the age as on January 1 of this year. Groups are ages 7-9, 10-11, 12-13, 14 and over.
17. Section Code: (List of rabbits and the 3 letters that break down the rabbit/variety on a list.)
18. Will be in the computer when filling out pre-entry or can get it offline or from the Extension Office.

Class #	Class Description
1169	Senior Buck (6 months and older)
1170	6-8 Intermediate Buck (Class 6 only, see rule #10)
1171	Junior Buck (3-6 months old)
1172	Pre-Junior Buck (Class 6 only, see rule #10)
1173	Senior Doe (6 months and older)
1174	6-8 Intermediate Doe (Class 6 only, see rule #10)
1175	Junior Doe (3-6 months old)
1176	Pre-Junior Doe (Class 6 only, see rule #10)
1177	Meat Pen (see rule #6)
(ALL FUR CLASSES, see rule #7)	
1178	White Rex Fur
1179	Normal White Fur
1180	White Satin Fur
1181	Colored Rex Fur
1182	Normal Colored Fur
1183	Colored Satin Fur
1184	White Wool
1185	Colored Wool
1186	Showmanship (ages 7-9)
1187	Showmanship (ages 10-11)
1188	Showmanship (ages 12-13)
1189	Showmanship (ages 14 & over)
1190	Education Display (ages 12 & under, see Dept 17) *
1191	Education Display (ages 13 & over, see Dept 17) *

*No state fair class

Breed ID	(ages 7-9)
Breed ID	(ages 10-11)
Breed ID	(ages 12-13)
Breed ID	(ages 14 & over)
Rabbit Judging	(ages 7-9)
Rabbit Judging	(ages 10-11)
Rabbit Judging	(ages 12-13)
Rabbit Judging	(ages 14 & over)

Rabbit Agility

1. The 4-H Rabbit Project encourages youth to develop character, discipline and a feeling of self-worth while learning about rabbit care and responsibilities. In this sport, the youth learn to do an obstacle course against time and to follow the cues of the rabbit through the course. These rules are designed to help volunteers, judges and the youth involved in this program.
2. The rabbit and handler are considered a team. You may not hand your rabbit over to anyone else during the competition to compete in other events with your rabbit.
3. Hopping rabbits need to be enrolled in the 4-H Rabbit project.
4. Your rabbit should be healthy and disease free and should not have open sores or wounds.
5. Your rabbit needs to be properly socialized and be able to

move freely, free of physical injury or not overweight.

6. No intermixing of genders (Buck/Doe) on the practice course, you need to be aware of those on the practice course, no unintentional mating.
7. Handlers may enter a max of two (2) rabbits and are responsible for training their rabbit(s). Only one (1) rabbit at a time will be in the agility course.
8. Any mistreatment of a rabbit will not be tolerated.
9. If a rabbit is out of its cage, it must never be left unattended or tied up in the competition area.

Handlers:

1. Take pride in yourself and your rabbit(s). Please come prepared, be on your best behavior, and most importantly, have fun.
2. 4-H standard appearance, with clothing clean and neat in appearance. 4-H rabbit shirt is recommended. Jeans or Jean Shorts (appropriate length) are acceptable with tennis shoes, fair appropriate attire. No dangly jewelry.
3. You may not jump the jumps and/or walk over or through any equipment with your rabbit. You are responsible for repairing or replacing any damaged equipment, due to your actions.
4. The use of voice commands to guide the rabbit thru the course is recommended. You are allowed to touch your rabbit to encourage them to move, do not yell at your rabbit, do not lift your rabbit by the scruff of the neck or use your foot to nudge the rabbit thru the course, as some people may perceive this as being cruel.
5. Leashes are optional only in the protected fenced area. Rabbit cannot leave the rabbit area in the arena due to safety concerns for the rabbit and 4-H handler. Do not drag your rabbit through the course, onto or over a jump by the leash.
6. Poor sportsmanship displayed will be recognized by the judge or superintendent and could get you eliminated from the competition. Using foul or abusive language to anyone or your rabbit is not acceptable.

Rabbit Equipment:

1. Leashes should be plain, flat "H" style harness or safety mesh harness. They need to be loose enough to not restrict the rabbit's movement, but not let the rabbit slip out. They are optional only when you are inside of the protective fenced area of the course.
2. Leashes must be 4 to 6 feet long depending on the size of the competitor.
3. There may be a supervised warm up course available prior to the agility competition. Time limits can apply depending on the number of rabbits and sexes of rabbits. Class 4 and Class 6 rabbits will not be expected to jump the same hurdles.
4. Agility course may consist of a non-slip rubber floor, the Start line, Bunny Walk, Hurdles, Teeter-totter, Tunnel, A-Frame, and the Finish line. Any mixture of these may be used in the competition.
5. General Competition: classes will be judged by 4-H age and given ribbons according to the "Dutch System". One Grand Champion and One Reserve Champion will be awarded overall according to score and time of agility competition.
6. The agility course set-up and direction will be announced at the start of the warm-up day by the judge.
7. Your rabbit will be allowed three (3) tries at any jump before the judge will ask you to place the rabbit over the jump to proceed on with the course.
8. Your rabbit must pass the finish line of the course, or it will

be disqualified within 3 minutes of the rabbit passing the start line. You can have three (3) run times to complete the course.

- Your rabbit has completed the course when the rabbit has been able to complete all the jumps without elimination. If hurdles are knocked down or uncompleted a fault deduction of points will be taken away from the total score. (See judge score sheet).

Section	Class #	Class Description
B	1200	Agility (ages 7-9) *
	1210	Agility (ages 10-11) *
	1220	Agility (ages 12-13) *
	1230	Agility (ages 14 & over) *

*No state fair class

Round Robin Showmanship - Dept. 36 4-H/FFA

JUDGING: Sunday, 9:00 am, LP

SUPERINTENDENTS: SHANNON WEBER AND KATE LANGWORTHY

Jr. Superintendents: Sheldon Weber

All Livestock Coordinators are responsible for their species area.

ENTRY LIMIT: The top two competitors from each of the two age groups may compete in the Round Robin. If a 4-H qualifies in multiple species, they are to compete in the first species they qualified in at that fair. The superintendent may designate other competitors in the order of their showmanship placing to furnish a total of 4 exhibitors per participating species.

- Round Robin Showmanship will include the following species: Beef, Sheep, Swine, Dairy Cattle, Horse, Boer Goat and Dairy Goat. There may be 4 contestants from the showmanship competitions of those species, from the competitors in the intermediate age group and the senior age group. Normally, the top two competitors (The Champion and Reserve Champion) from each of the two age groups will comprise the 4 contestants, but the superintendent from each species may designate other blue-ribbon competitors, in the order of their awards, should there be a need to complete the 4 entrants. Those 4 competitors, in whatever combinations of intermediate and senior 4-Hers, will compete in their appropriate age group in Round Robin.
- In the order of showmanship competitions at the fair, a 4-H member who qualifies for Round Robin must enter in that species and shall be ineligible to qualify in other subsequent showmanship competitions at the fair in which they may participate. The 4-Her must notify the superintendent of subsequent species showmanship competitions that they have already qualified for Round Robin.
- Voluntary participation in fitting and showing competition shall be deemed consent to participate in Round Robin Competition.
- Once a 4-Her has been named Champion Round Robin Showman in the intermediate or senior division they can only qualify to compete in a different species in future fairs. When an exhibitor ages out of intermediate division they may qualify with any species again. If they win with that species, they once again can only qualify with a different species in future fairs.

- Each round of showmanship competition shall be limited to 10 minutes. Each competitor will be given a numeric score based on their showmanship abilities with 70% of their score based on their handling of the animal, and the other 30% based upon appropriate knowledge of the species and proper showmanship techniques for a total of 100 points. No ties.
- Scoring of the competitors shall be divided between intermediate competitors (in whatever number they are represented from the various species) and senior competitors (in whatever number they are represented from the various species). A Champion, Reserve Champion, and all subsequent placings shall be determined by total scores.
- Showmanship winners in each species must exhibit their own animal in the first round.
- The first round of competition shall be the 4-Hers showing the animals of the species in which they qualified. The first round is to be judged on the fitting of the animal, as appropriate to the species, as well as showmanship. In subsequent rounds the judges shall disregard fitting.

Class #	Class Description
1375	Senior Showmanship (ages 15 & over)
1376	Intermediate Showmanship (ages 10-14)

Sheep - Dept. 37 4-H/FFA

Required enrolled projects: Sheep

ARRIVAL TIME: Thursday, 7:00 am-9:00 am, LP

WEIGH-IN: Thursday, 9:00 am-9:30 am, LP

JUDGING: Friday, 10:30 am, LP

RELEASE OF NON-SALE LIVESTOCK: 5:30 pm Sunday

SUPERINTENDENT: BRANDON STAHEL

Jr. Superintendents: Riley & Shelby Showalter

ENTRY LIMIT: Exhibitor may exhibit no more than 2 animals in any 1 phase of project (e.g.: 2 market lambs, 2 ewe lambs, etc.) Exhibitor can exhibit only 1 animal in Fitting and Showing class and it must be the project of the exhibitor.

STATE FAIR ELIGIBILITY: Sheep must be nominated according to the state livestock rules by May 1. 4-Hers program age 9 and older are responsible for entering their own livestock animals in the state fair and KJLS in the ShoWorks system by July 15. See the official Kansas State Fair Rule Book for more details.

- All non-registered sheep must have a USDA premise ID tag (per current State of Kansas regulations) and an official 4-H tag.** Registration papers, transfer papers or a 4-H tag must be in exhibitor's name to show in state fair breeding classes. **All tag numbers must be included on your Fair Pre-Entry Form.**
- Market Lamb must have been ear tagged at the official weigh-in April 28, 2024, and must be castrated. **NO** tags are to be checked out. Any exception must be approved by the Livestock Committee.
- Market Lamb with wool longer than $\frac{2}{10}$ " will not be weighed.
- Exhibitor can exhibit only 1 animal in Fitting and Showing class and it must be the project of the exhibitor.
- Exhibitor age 9 and under is not eligible to compete in Round Robin Showmanship.
- Exhibit must have received a blue ribbon to be eligible for Champion ribbon and trophy.
- Sheep will be inspected and should be free of any signs of "sore mouth" and active fungan, ringworm infection,

including Club Lamb Fungus.

8. A class must have 3 pre-entered exhibits to constitute a breed class or else they will be put into an All Other Breeds (AOB) class.
9. During judging, all 4 feet of the animal are to be in contact with the ground.

Section	Class #	Class Description
A	1236	Fitting and Showing (ages 15 & over)
	1237	Fitting and Showing (ages 10-14)
	1238	Fitting and Showing (ages 9 & under)
	1239	Both bred & owned by exhibitor and/or Immediate family. Only 1 animal per exhibitor can be entered. (Market or Breeding) Sponsor Drew Rickabaugh
B	1246A	Suffolk Ewe Lambs
	1246B	Hampshire Ewe Lambs
	1246C	Crossbred Ewe Lambs
	1246D	Dorset Ewe Lambs
	1246E	AOB Ewe Lambs
C	1250A	Suffolk Yearling Ewes
	1250B	Hampshire Yearling Ewes
	1250C	Crossbred Yearling Ewes
	1250D	Dorset Yearling Ewes
	1250E	AOB Yearling Ewes
D	1252	Club Pen of 3 Market Lambs
E	1242A	Suffolk Market Lambs
	1242B	Hampshire Market Lambs
	1242C	Crossbred Market Lambs
	1242D	Dorset Market Lambs
	1242E	AOB Market Lambs
	1242F	Natural Market Lambs
	1242G	Feeder Lambs

Shepherd Lead - Dept. 38 4-H/FFA

Saturday, July 27, 2:00 pm or 15 minutes after the conclusion of livestock judging if it runs past 2:00 pm, LP

SUPERINTENDENT: MARY GLEASON

1. Class is open to any exhibitor enrolled in clothing or livestock projects. Exhibitor must lead a lamb or ewe that is entered in the Sheep Show.
2. Exhibits must be pre-entered by July 1st. **A short resume (not to exceed 100 words) of exhibitor's background, activities and description of exhibitor's costume must be turned into superintendent before the show.**
3. *Shepherd's Lead.* The objectives of this class are to present sheep in the most attractive manner, to improve the image of sheep, and to give spectators an opportunity to view well-groomed sheep shown at halter by attractively dressed contestants wearing wool garments. Entrants may purchase or construct their own garment which should consist of at least 60% wool, exclusive of accessories. Judging will be based on the attractiveness and suitability of the garment to the contestant, the contestant's artistry and appearance, and the contestant's ability to control and present the sheep at halter. The sheep are not to be blanketed during the contest, only head or neck decorated.
4. *Decorator Class.* The objective of this class is to promote the sheep industry, lamb consumption or wool use through a theme expressed by the decorations on a sheep and the sheep's show person. The exhibits will be judged based on their perceived effectiveness as a promotion

display and, on the artistry, attractiveness, and originality of the decoration. The decorator is free to choose the pattern, design, colors, and materials.

5. Please contact the superintendent or extension office by July 20th if you are scratching your entry.

Section	Class #	Class Description
A	1254	Shepherd's Lead (ages 9 & under)
	1255	Shepherd's Lead (ages 10-14)
	1256	Shepherd's Lead (ages 15 & over)
	1258	Decorator Class (all ages)

Shooting Sports: Archery - Dept. 39 4-H

Required enrolled project: Shooting Sports: Archery

CONTEST: Friday, 12:30 pm, LP Practice Arena

SUPERINTENDENT: DANIEL VANHOOZIER

STATE COMPETITION ELIGIBILITY: THIS IS NOT A QUALIFYING MATCH FOR 4-H STATE COMPETITION. 4-Hers must participate at one of the designated qualifying matches. Contact the Superintendent or the Extension Office for contest dates and rules.

1. All youth participating must have attended the required Shawnee County 4-H Archery safety session and at least 2 Shawnee County 4-H Archery practices.
2. There will be a class for Barebow and Compound bow. All bows and arrows must be inspected by the division superintendent.
3. Range rules handed out at the mandatory safety session will be followed. Anyone not following the range rules will be asked to leave the competition.
4. Tournament scoring will be used to determine match winners. For Classes 100 and 200 scores of 150 + will receive a purple ribbon, 130 to 150 score will receive a blue ribbon, 100 to 130 score will receive a red ribbon and scores 99 and below will receive a white ribbon. For Classes 101 and 201 scores of 180 + will receive a purple ribbon, 160 to 179 score will receive a blue ribbon, 140 to 159 score will receive a red ribbon and scores 139 and below will receive a white ribbon.
5. 14-18 and 9-13 Grand and Res. Grand Champions will be determined by total score with the most x ring hits to break any ties.
6. Check in and Bow check for all youth will be at 12:30 pm. 4-H Ages 14-18 will shoot from 1-2 pm and 4-H Ages 9-13 will shoot from 2-3 pm. Ribbons will be presented as soon as possible after the 9-13-year old's shoot.
7. The superintendent has the final say on scores and ribbons.

This is not a qualifying match for 4-H State Competition.

Class #	Class Description
100	Ages 14-18 Bare bow, will shoot 30 & 40 yards
101	Ages 14-18 Compound bow, will shoot 30 & 40 yards
200	Ages 9-13 Bare bow, will shoot 20 & 30 yards
201	Ages 9-13 Compound bow, will shoot 20 & 30 yards

Space Tech - Dept. 40 4-H

Required enrolled projects: Aerospace/Rocketry, Astronomy, Computer Science, Robotics, Uncrewed Aircraft Systems

ENTRY: Thursday, 5:00 pm-7:00 pm, EH

JUDGING: Friday, 10:00 am, EH

RELEASE TIME: 5:30 pm Sunday

SUPERINTENDENTS: PAUL & JODI SWANSON

ENTRY LIMIT: Each exhibitor may enter one (1) exhibit per class.

STATE FAIR ELIGIBILITY: 4-Hers who are program age 9 and older and earn a purple ribbon at the fair are eligible to go on to the state fair.

GENERAL RULES:

- The 4-H member must be currently enrolled in the 4-H SpaceTech project to exhibit in this division.
- Exhibit must have been completed during the current 4-H year.
- The SpaceTech Superintendent will be available to answer questions during project check-in.
- Exhibits may be checked out for use in a demonstration or illustrated talk with prior permission. The exhibit must be returned to display immediately after the demonstration or illustrated talk, or the exhibit will be disqualified.
- Be advised that there have been some major changes to some of the disciplines. Please read these rules and don't take anything for granted!
- A copy of these rules will be available at the SpaceTech project check-in. In the event of any changes or updates to these rules, all due effort will be made to get that information out.

ASTRONOMY

1. The 4-H member must be currently enrolled in the 4-H Astronomy project to exhibit in this division.
2. Each exhibitor may enter one exhibit per class. Exhibit must have been completed during the current 4-H year.
3. Telescopes entered in this division may be built from a kit or by original design. Pre-finished telescopes, which require no construction or painting are not acceptable exhibits.
4. Telescopes are limited to no more than six feet in length. They must be placed on a stationary stand that does not allow the telescope to roll and/or fall over. The stand cannot extend past two feet in length or width.
5. Each telescope exhibit must include a "4-H Astronomy Exhibit Information Form," which should be attached to the outside of a 10" x 13" manila envelope. You must also include construction plans (or a photocopy) for the telescope and place it inside the manila envelope. For notebooks, display boards, and posters, no additional exhibit information is required; no manila envelope is needed for these exhibits.
6. See the last section for full details about exhibiting posters, display boards and notebooks.
7. Two photographs showing telescope construction and operation are required. Photographs should be mounted on one side of an 8 1/2" x 11" page. A brief caption should accompany each photograph. Place photos in the 10" x 13" manila envelope.
8. The telescope must be properly assembled and painted with a smooth and uniform finish.
9. Telescopes designed by the exhibitor must be original, not a modification of an existing kit.
10. Exhibitor's name, county or district, age, and year(s) in project must be tagged or labeled in a prominent location on the telescope stand.
11. If a safety violation is noted by the judges, superintendent, or other staff, the exhibitor's exhibit, at the judges' discretion, will receive a participation ribbon.

Section	Class #	Class Description
A	5500	Telescope made from kit
	5501	Telescope made from original design

COMPUTER SCIENCE

1. The 4-H computer project teaches concepts related to computers, hardware knowledge, software programming and applications, internet safety, the building, maintenance and repair of computers and future career opportunities. Please note that the actual construction of computer hardware (e.g., building a computer, electronic devices with a motherboard-based manipulation) will remain in the Energy Management division.
2. The 4-H members must be currently enrolled in the 4-H Computer project to exhibit in this division.
3. Each exhibitor may enter one exhibit per class. Exhibits must have been completed during the current 4-H year.
4. Exhibitor's name, county or district, 4-H age, and year(s) in project must be tagged or labeled in a prominent location on the exhibit, educational display, notebook, and/or poster.
5. See the last section for full details about exhibiting posters, display boards, and notebooks.
6. If a safety violation is noted by the judges, superintendent, or other staff, the exhibitor's exhibit, at the judges' discretion, will receive a participation ribbon.
7. All exhibits other than posters, display boards, and notebooks must be:
 - a. Self-contained on a USB drive (thumb drive, flash drive, jump drive, or other any other name for a small USB storage device; the rules will use "USB drive"). This means that a judge can plug in the USB drive into a computer and be able to run the exhibit as described below.
 - b. System-On-A-Chip (SOC) (such as Raspberry Pi) or a Micro-Controller (such as an Arduino or Ozobot) AND is a compact (less than 8"x8"x8") system, which can be programmed AND requires minimal assembly to operate (e.g., connecting power, display, and keyboard/mouse cables). Referred to as a "chip system" through the rest of the rules.
8. Physical computers such as tablets, smart phones, laptops, or personal computers (PCs) will not be accepted as an exhibit.
9. "Chip systems" may use/include GPIO bread boards or HATs (Hardware Attached on Top) the size of which is not included in the size of the chip system, however the total size of the chip system and GPIO devices may not exceed 24"x24"x24" including any protective enclosures.
10. Any attached GPIO devices are not judged for electrical construction or quality as this division is focused on the operational aspects of the systems that have automated articulated structures (arms, wheels, grippers, etc.) which the exhibitor constructed, can also be classified as a robot, and the exhibitor must decide which division to exhibit in as the exhibit may not be entered in both divisions.
11. For chip systems, all electric components of the system must be adequately covered or concealed with a protective enclosure. Paper is NOT considered an adequate enclosure or covering for the electrical components.
12. All revisions of all forms previously released for the Computer division either undated or dated prior to current year are void for use and new forms must be obtained and used that are dated by the Kansas State 4-H Office for the current year. Use of old forms will result in the loss of one

ribbon placing for exhibits.

13. For all computer system entries, the following items are required as part of an exhibit packet:
 - a. A manila envelope with the Computer Exhibit Form attached to the front, this form can be downloaded at www.KansasSpaceTech.com.
 - b. A USB drive labeled with the 4-Hers name, county/district, and club; in a way that does not prevent it from being plugged into a computer.
 - c. For exhibits that are entered on USB drives, at least one (1) graphic (picture, screen shot/capture, slide, etc.) of the project must be printed out on an 8.5" X 11" sheet of standard computer paper, **placed in a plastic sheet protector**, to allow for proper display and recognition at the Kansas State Fair. This is what will be displayed during the fair, all other materials will be sent back to the county/district office. On the back side of the graphic the 4-Her's name, county/ district, and club should be listed.
 - d. Instructions to run any part of the exhibit on the USB drive. (There should be at least three (3) items in your manila envelope: USB drive, graphic and instructions).
14. Each exhibit must be accompanied by a "4-H Engineer's Journal." The engineer's journal should be typed. It can either be included electronically on the USB drive (preferred) or printed and placed in the manila envelope.
 - a. The "4-H Engineer's Journal" should start with a dated entry describing what the 4-H member is trying to accomplish/build.
 - b. The "4-H Engineer's Journal" should conclude with a dated entry describing what the 4-H member achieved in creating. (The start and end many time will be different. The judges are interested in the journey).
 - c. Additional entries in the "4-H Engineer's Journal" should be made as progress occurs, describing successes and failures, as well as the steps done and any sources of information including links used.
 - d. Pictures can also be included in the "4-H Engineer's Journal" but should not be more than 50% of the entries.
 - e. The "4-H Engineer's Journal" should contain at least one graphic.
 - f. The "4-H Engineer's Journal" must be at least 3 pages in length.
 - g. An example of a "4-H Engineer's Journal" can be found at www.KansasSpaceTech.com.
 - h. The "4-H Engineer's Journal" will comprise 50% of the overall exhibit score. Failure to include a "4-H Engineer's Journal" will result in the exhibit being disqualified.
15. If the exhibit is a program, application, app, web site, or requires any coding, the source code must be included on the USB drive. Failure to include a copy of the "source code" may result in up to one ribbon place deduction.
16. Diagrams or decision trees showing the logical flow of the system must be included on the USB drive for all exhibits.
17. 4-Hers should bring a computer that will run their project to the fair for judging as judges typically do not bring computers with them. Operating instructions are still required. Instructions should be written as though you were helping a less techy person, (like a grandparent) use the USB drive with a computer like what is described in rule 15 above. An example of instructions can be found at www.KansasSpaceTech.com.
18. Each exhibit must accomplish a specific automated task

19. Check with the extension office to see if an Internet connection will be available at the fair. Internet based content may be included in exhibits. Exhibitors should take great care and only go on-line with their guardian's permission. Usernames and passwords should not be included in exhibits. If they are required to view the content, a temporary user account and/or password should be created for judging at the fair; once judging is complete the username and password should be disabled on the account. If a separate user account is not possible, the content should be included as part of the video. **YOU SHOULD NOT SHARE YOUR USERNAME OR PASSWORD WITH OTHERS.**
20. All licensing should be adhered to for any software used in the exhibit. Failure to do so will result in a reduction of one ribbon placing and may not be considered for best of show.
21. The creation of viruses, malware, malicious applications or code, defamatory language, or graphics, bullying, or any material that is "mean," "dangerous," or harmful according to the judge's opinion will result in the exhibit being disqualified.
22. Pictures or still graphics created are not eligible for entry as a project in this division and should be entered in the appropriate photography division.
23. Judging will be based on a score sheet which can be found at www.KansasSpaceTech.com. There are four (4) areas each exhibit will be judged on. They are:
 - a. 4-H Engineers Journal (what I learned to make it work), 50% overall score
 - b. Instructions (how I help others make it work), 25% overall score
 - c. Functionality (does it work), 12% overall score
 - d. Diagrams (and code if applicable) (how I think it works), 13% overall score

Section	Class #	Class Description
A	5590	Computer program, application, app, script, or coded system that is new and unique (not merely a file run in a program, such as a 'word document' or a picture drawn in 'Microsoft Paint.')
	5591	Computer presentation (power point, web page/site, animated graphics, etc.)
	5592	Single computer system (web server, database server, etc.)
	5593	Networked system consisting of two or more computers
	5594	Chip system – a small (4"x4"x4") programmed physical device that accomplished a specific task

ROBOTICS

1. 4-H members must be currently enrolled in Kansas 4-H Robotics project to exhibit in this division.
2. Each exhibitor may enter one robot per class. Exhibits must have been constructed and/or completed during the current 4-H year.
3. Each robot must be free-standing, without the need for additional supports to be moved or exhibited. Each exhibit must include a robot; information packets are not a sufficient exhibit.
4. Robots must have automated articulated structures (arms, wheels, grippers, etc.). Game consoles that display on a screen are not considered robots and should either be entered in computer systems division or energy

management project. Robots requiring no assembly, just programming, such as Ozobots, are considered computer systems projects as the skill is focused on the programming not on the construction of the robot.

5. Robot dimensions should not exceed 2 feet high, by 2 feet wide, by 2 feet deep. Weight may not exceed 15 pounds. If displayed in a case (not required) the outside case dimensions may not be more than 26 inches in height, width, or depth.
6. Materials including but not limited to obstacles, spare batteries, and mats for testing the robot may be brought by the exhibitor on the day of judging and those materials not essential to the exhibit may be taken home following completion of judging.
7. All electric components of the robot must be adequately covered or concealed with a protective enclosure. Paper is NOT considered an adequate enclosure or covering for electrical components.
8. Robots may be powered by an electrical, battery, water, air, or solar source only. Junk drawer robots may be powered by a non-traditional power source. Robots powered by fossil fuels/flammable liquids will be disqualified. Robots that include weaponry of any kind will be disqualified. Weaponry is defined as any instrument, possession, or creation, physical and/or electrical that could be used to inflict damage and/or harm to individuals, animal life, and/or property.
9. Remote controlled robots are allowed under certain conditions provided that the robot is not drivable. Robotic arms (hydraulic or electric) are allowed. A remote is allowed provided more than a single action happens when a single button is pressed on the remote, for example “a motor spins for 3 seconds, at which point an actuator is triggered, then the motor spins for 3 more seconds.” Remote controlled cars, boats, planes and/or action figures, etc. are not allowed.
10. Each robot must be in working condition. The judges will operate each robot to evaluate its workmanship and its ability to complete its intended task. In the event the robot uses a phone, tablet, or similar device for programming AND control of the robot, a video can be used to evaluate the working condition of the robot.
11. Each exhibitor is required to complete the “4-H Robotics Exhibit Information Form” which is available through your local K-State Research and Extension office or at www.KansasSpaceTech.com. This form must be attached to the outside of a 10” x 13” manila envelope.
12. The exhibit must include written instructions for operation (the instructions should be written as if they were to tell a person with limited robotics knowledge how to operate the robot), construction plans, and one to three pages of project photographs. For robots that can be programmed, robot programming information must be included, this information should be placed inside the 10” x 13” manila envelope mentioned above.
13. If the robot uses a device like a phone, iPad, or tablet for programming AND operation, DO NOT leave the device (phone, tablet, etc.) at the fair. The device’s safety cannot be insured. Bring it with you the day of judging.
14. Each exhibit should include a video of the youth following their instructions for operation. This allows judges to get a better understanding of the exhibit and allows the youth the opportunity to fully demonstrate their exhibit. The video should be no longer than 8 minutes and should be placed on the CD, DVD, USB drive, or similar.
15. Creativity, workmanship, and functionality will be strong criteria in judging the “Robot designed by Exhibitor”

classes. All robots should have a purpose or intended function, examples include, but are not limited to: following a line, sweeping the floor, solving a Rubik’s cube, sorting colors, or climbing stairs.

16. Exhibitor’s name(s) and county or district must be tagged or labeled in a prominent location on the robot.
17. There are no county or district boundaries that must be adhered to, to form a Kansas 4-H Robotics team. However, as mentioned in #1, each team member must be currently enrolled in the Kansas 4-H Robotics project.
18. See the last section for full details about exhibiting posters, display boards and notebooks.

Section	Class #	Class Description
~Junior Division – ages 7-8~		
C	5505	Robot made from a commercial (purchased) kit. (No programming just assembly)
	5506	Robot designed by exhibitor. The robot must not be a mere modification of an existing robot kit or plan.
	5507	Programmable robot made from a commercial (purchased) kit.
	5519	Robot designed and constructed by exhibitor or from a commercial kit, that is operated by a remote-controlled device.
	5543	Junk Drawer Robotics-base curriculum robot
~Intermediate Division – ages 9–13~		
	5509	Robot made from a commercial (purchased) kit. (No programming just assembly)
	5510	Robot designed by exhibitor. The robot must not be a mere modification of an existing robot kit or plan.
	5511	Programmable robot made from a commercial (purchased) kit.
	5546	Robot designed and constructed by exhibitor or from a commercial kit, that is operated by a remote-controlled device.
	5544	Junk Drawer Robotics-base curriculum robot
~Senior Division – ages 14 & up~		
	5513	Rocket designed by exhibitor, not merely a modification of an existing kit. Include original plans
	5514	Robot made from a commercial (purchased) kit. (No programming just assembly)
	5515	Robot designed by exhibitor. The robot must not be a mere modification of an existing robot kit or plan.
	5547	Programmable robot made from a commercial (purchased) kit.
	5545	Robot designed and constructed by exhibitor or from a commercial kit, that is operated by a remote-controlled device.
	5517	Robot designed and constructed by two or more 4-H Robotics project members. The robot must not be a mere modification of an existing robot kit or plan. The robot may be a programmable type that is made from

	<p>a commercial (purchased) kit. This division is designed to encourage teamwork and cooperation among fellow 4-H Robotics members. As with many high-tech projects today, no one person designs and builds a robot alone. It takes the brainstorming, planning, problem solving, and cooperation of an entire team to complete a given robotics project.</p>
--	---

ROCKETRY

1. 4-H members must be currently enrolled in the 4-H Rocketry program to exhibit in this division.
2. All rockets displayed in this division must be constructed during the current 4-H year.
3. If a rocket qualified for the Kansas State Fair, exhibitors should read the state fair rules for the Rocketry divisions they may be different from those at the county fair.
4. Each exhibitor may enter up to two rocket exhibits that have been constructed during the current year. If two rockets are entered, one rocket must be a "model rocket kit" or the second may be entered in any other applicable class. An exhibitor may not enter two rockets in the same class.
5. 4-Hers are to complete and sign the rocketry information form, available from www.KansasSpaceTech.com or your local extension office and attach it to a 10"X13" "manila" envelope. The envelope should contain:
 - Instructions on how to construct the rocket
 - Up to 5 pages of pictures from both construction and launch
 - Documentation of any flight damage that occurred
 - Any modifications made to the rocket
 - An additional page for altitude calculations if the space on the form is not enough. Additionally, for original design rockets, also known as "scratch built" rockets:
 - 5 additional pages of photos are allowed
 - Documentation of how the rocket was tested for stability.
6. If a safety violation is noted by the judges, superintendent, or other staff, the exhibitor's rocket, at the judges' discretion, will receive a participation ribbon.
7. Rockets are to be displayed upright on a display stand with a sturdy rod that does not extend past the top of the rocket or stand unassisted, unless the rocket is taller than 4 feet in which case no display stand is required, and the rocket may be displayed on its side, rockets are not to be displayed on launch pads to save space and prevent someone from being poked in the eye.
8. Rockets ARE NOT to be displayed with used or unused rocket engines either in the rocket or as part of the stand, if rocket engines are included in the exhibit the judge may disqualify the exhibit.
9. Rockets should be flown unless there is an active burn ban in the county or conditions are too dangerous to safely launch the rocket. Just flying the last stage (the part with the nose cone) of a multi-stage rocket is acceptable.
10. All rockets, except those in the JR division, are not to be "beginner's kits" or use prefabricated fin assemblies or pre-finished rockets requiring no painting, these are not acceptable outside the JR division, and should be disqualified
11. Angles of fins must fall within a plus or minus 2-degree variation using an approved fin alignment guide (such as KSSTAC10). An official fin guide is available from www.KansasSpaceTech.com
12. Fins and body tubes, except those in the introductory division, are to be filled and sealed with sanding sealer and/or primer or other suitable filler to eliminate the appearance of body grooves and wood grain.
13. Fins and launch lugs are to be filleted to reduce drag and properly secure them to the model.
14. Engine mounts are to be securely attached to the body tube.
15. Any seams on plastic parts are to be sanded smooth.
16. The recovery system (typically a parachute or streamer) should be attached according to the instructions
17. The nose cone is to fit snugly but still allow for easy removal.
18. Exhibits, except "beginner's kits," must be uniformly painted and smoothly finished or finished as per rocket instructions, and have decals applied smoothly.
19. Models may not be judged based on their paint scheme (colors and placement on the rocket). Rockets do not have to follow the suggested paint scheme, allowing the 4-H'er to display maximum creativity in the finishing of their rocket. Under no circumstances is the weight given to the paint scheme to be enough, by itself, to move the model from one ribbon placing to another.
20. "Scale models" may be judged based on their paint scheme, exhibitors should add as much detail as possible. Failure to provide adequate written documentation will result in a disqualification.
21. Scale Model" Rockets are to be finished and completed with a majority (greater than 70%) of decals.
22. Original design rockets cannot be a modification of a pre-existing kit and must be of original design.
23. Original design rockets must be designed by the exhibitor(s).
24. Exhibitor(s) must be 11 years of age (4-H age) or older to enter an original design rocket.
25. Original design rockets must include detailed instructions, so that someone could construct the original designed rocket just like a kit purchased at a store. Instructions can be as many pages as needed to convey full and complete construction techniques.
26. For a rocket entered in the original design classes, describe in the summary how the rocket was tested for stability prior to flying. Swing testing of the rocket is required. Other tests and calculations are encouraged. Exhibitors must include documentation of the swing test. Failure to swing test a rocket will result in a deduction of TWO ribbon placings.
27. A minimum of one additional page must be added to the rocketry information pack detailing the test(s) performed to insure stability. 4-Hers are strongly encouraged to provide as much detail as possible. Failure to provide adequate written documentation will result in a disqualification.
28. Rockets that use more than one 'D' engine or equivalent are consider mid or high-power rockets in 4-H.
29. Mid and High-Power exhibitors must be at least 14 years of age by January 1 of the current year.
30. In addition to the information packet completed for all rockets, a high-power information form is to be completed and placed inside of the information packet. This may be downloaded from www.KansasSpaceTech.com
31. Exhibitors in the mid and high-power divisions must hold memberships in either NAR or Tripoli organizations.
32. The NAR High Power Rocket Safety Code applies to the construction and launching of all rockets displayed in this

division. As such all mid and high-power rocketry exhibitors must comply with the NAR High Power Rocket Safety Code that is in effect as of October 1st of the current 4-H year.

33. All rockets in the mid and high-power divisions are to be launched under adult supervision by the 4-H member who constructed the rocket.
34. For rockets launched using an engine(s) that have 160.1 ('H' engine or equivalent amount of smaller engines) Newton's-seconds or larger, adult supervision must be provided by an individual having at least a level 1 high power certification. The 4-H member should also hold or be attempting to attain their level 1 high power certification if launching on this large of an engine.

** As defined by the National Association of Rocketry (NAR), a scale model is "any model rocket that is a true scale model of an existing or historical guided missile, rocket vehicle, or space vehicle." The intent of scale modeling is, according to the NAR, "to produce an accurate, flying replica of a real rocket vehicle that exhibits maximum craftsmanship in construction, finish, and flight performance." (NAR "Pink Book" 50.1 4-1)

Section	Class #	Class Description
~Division Junior – Exhibitors ages 7-8~		
	5520a	Rocket made from kit, without pre-assembled fin units. Include plans.
	5520b	Rocket made from "beginner's kit." Include plans. Rockets in this class may have pre-assembled fin units. (This class is for first and second year 4-H members to explore the rocketry project.)
~Division A – Exhibitors ages 9-13~		
	5520	Rocket made from kit, without pre-assembled fin units. Include plans.
~Division B – Exhibitors ages 11-13~ (ages 9-10 may not enter in this class)		
	5521	Rocket designed by exhibitor, not merely a modification of an existing kit. Include original plans
~Division C – Exhibitors ages 14 & older~		
	5525	Rocket made from kit. Include plans.
	5526	Rocket designed by exhibitor, not merely a modification of an existing kit. Include original plans.
	5527	Rocket designed by exhibitor that uses alternative skins, not merely a modification of an existing kit. Include original plans.
~Division D – Exhibitors ages 11 & older~		
<i>This class is designed to encourage teamwork among individuals and clubs to work on a rocket from the initial design to the finished product.</i>		
	5530	Rocket designed by 2 or more exhibitors: not merely a modification of an existing kit. Include original plans.
~Division E – Exhibitors ages 14 & older~		
	5536	Mid or high-powered rocket made from kit or original design.

UNMANNED ARIEL SYSTEMS

1. The 4-H members must be currently enrolled in the 4-H Unmanned Aerial Systems (UAS) project to exhibit in this division.

2. Each exhibitor may enter one exhibit per class. Exhibit must have been completed during the current 4-H year.
3. The information that accompanies the UAS must be limited to the 4-H UAS Exhibit Information Form which is affixed to a 10" x 13" envelope. This envelope should NOT be attached to the UAS. This may be downloaded from www.KansasSpaceTech.com. Any UAS exhibit not including this completed envelope will receive an automatic participation ribbon.
4. Each exhibit **MUST** include a video of the youth operating their UAS. This allows judges to get a better understanding of the exhibit and allows the youth the opportunity to fully demonstrate their exhibit. The video should be no longer than 8 minutes and should be placed on the CD, DVD, USB drive, or similar.
5. Exhibitor's name, county or district, age, and years(s) in project must be tagged or labeled in a prominent location on the exhibit, educational display, notebook, and/or poster.
6. Unmanned Aerial Systems that include or depict weaponry of any kind will be disqualified.
7. See the last section for full details about exhibiting posters, display boards and notebooks.
8. If modifications are made to the exhibit a page should be attached noting those modifications.
9. If a safety violation is noted by the judges, superintendent, or other staff, the exhibitor's exhibit, at the judges' discretion, will receive a participation ribbon.
10. For exhibits "designed and constructed by the exhibitor" the UAS must not be a mere modification of an existing kit or plan. You may not exhibit a UAS that is purchased off the shelf in this class.
11. For "practical application" exhibits, the exhibit must include the UAS, plus one or more of the following: video, notebook, poster, display board, etc. This class is separate from educational exhibits. A tangible use would be mapping Russian olive trees, eroded soils, and bindweed infields, etc. There are also many other non-agriculture UAS uses that would be appropriate for this class.

Section	Class #	Class Description
~Junior Division A – ages 7-8~		
	5701	Unmanned Aerial System designed and constructed by exhibitor that is operated by a remote-controlled device.
	5702	"Practical application" of an Unmanned Aerial System constructed from a commercial (purchased) kit.
~Junior Division – ages 9-13~		
	5703	Unmanned Aerial System designed and constructed by exhibitor that is operated by a remote-controlled device.
	5704	"Practical application" of an Unmanned Aerial System constructed from a commercial (purchased) kit.
~Division B - Senior – ages 14 & older~		
	5706	Unmanned Aerial Systems designed and constructed by exhibitor that is operated by a remote-controlled device.
	5707	"Practical application" of an Unmanned Aerial System constructed from a commercial (purchased) kit.

Notebooks and Display Boards

- For notebooks, display boards, and posters, no additional exhibit information is required; no manila envelope is needed for these exhibits.
- Exhibits in posters, notebooks and display boards must contain substantial supporting educational materials.
- Educational display boards, posters and notebooks should be creative and showcase details about the knowledge learned in the project during the current 4-H year. Value is placed on youth who can demonstrate how their skills have increased while completing the project. Each exhibit will be judged on uniqueness, creativity, neatness, accuracy of material, knowledge gained, and content. An exhibit judging score sheet is available at www.KansasSpaceTech.com. For example, a rocket that may have crashed and/or is highly damaged may be made into an educational display or poster that tells a great story with many lessons learned.
- Follow copyright laws, citing all sources of information in a standard notation. Sources of information must be cited on the front of your exhibit, including all posters and educational display boards.
- Educational displays are not to exceed a standard commercial 3'x 4' tri-fold display board. No card table exhibits will be allowed. Care should be taken to use durable materials that will withstand fair conditions.
- "Construction Kits" that are part of educational displays must be contained in cases (tackle boxes, sealable containers, etc.) that may not be larger than 1' X 2' X 2' and must have a latch which securely keeps all components contained in the "Construction Kits". Other components are to adhere to appropriate dimensions as stated elsewhere.
- Educational Project notebooks must be organized in a 3-ring binder.
- Any three-dimensional display exhibits may not be thicker than 1".
- Engines and igniters for rockets ARE NOT permitted with the exhibit and constitute an immediate disqualification. This is for safety reasons and includes both spent and live engines.
- Exhibitor's name, county or district, age, and year(s) in project must be tagged or labeled in a prominent location on the notebook, and/or "Construction Kit." For educational displays and/or posters the exhibitor's name, county, or district, age, and year(s) in project **must** be tagged or labeled on the back of the exhibit. Failure to label an exhibit may result in one ribbon placing deduction.
- Exhibits should possess the following qualities (in no order):
 - A Central theme
 - What you want others to learn
 - Be designed and constructed in a manner befitting the exhibit
 - Be something you are interested in
 - Be related to Astronomy, Computer Systems, Robotics, Rocketry, or Unmanned Aerial Systems
 - As well as those characteristics described above, include other pertinent items.
- If a safety violation is noted by the judges, superintendent, or other staff, the exhibitor's exhibit, at the judge's discretion, will receive a participation ribbon.

Section	Class #	Class Description
~Space Tech - Junior Division A – ages 7-8~		
F	5731A	Educational Display

	5723A	Educational Notebook
	5733A	Educational Poster
~Space Tech - Junior Division – ages 9-13~		
	5737	Educational Display
	5735	Educational Notebook
	5736	Educational Poster
~Space Tech - Senior – ages 14 & older~		
	5731	Educational Display
	5723	Educational Notebook
	5733	Educational Poster

Swine - Dept. 41 4-H/FFA

Required enrolled projects: Swine

ARRIVAL TIME: Thursday, 7:00 am-9:00 am, LP

WEIGH-IN: Thursday, 9:30 am-10:30 am, LP

JUDGING: Thursday, 6:00 pm, LP

RELEASE OF NON-SALE LIVESTOCK: 5:30 pm Sunday

SUPERINTENDENT: TOBY WEBER

Assistant Superintendents: Rodney Blythe and Charles Peterson

Jr. Superintendent: Austin Weber

ENTRY LIMIT: Each exhibitor may enter no more than two (2) exhibits in any one (1) phase.

STATE FAIR ELIGIBILITY: Sheep must be nominated according to the state livestock rules by May 1. 4-Hers program age 9 and older are responsible for entering their own livestock animals in the state fair and KJLS in the ShoWorks system by July 15. See the official Kansas State Fair Rule Book for more details.

- Exhibitors may enter no more than 2 exhibits in any 1 phase.
- All Market Hogs and Breeding Swine must have been ear tagged at the official weigh-in by April 28, 2024, with ear tag number, breed, and owner's name on file at Extension Office and with the swine superintendent to show at the County Fair. Any exceptions need Extension Agent or Livestock Committee approval. **All tag numbers must be included on your Fair Pre-Entry Form.**
- Swine originating in Kansas must be free of clinical signs of infestations or contagious disease. A negative Pseudorabies and Brucellosis test are not required for Kansas **origin** swine. No health certificate or blood test is needed for any swine project.
- Kansas origin swine. No health certificate or blood test is needed for any swine project.
- Gilts may be crossbred or purebred.
- Exhibit must receive a blue ribbon to be eligible for Champion ribbon and trophy.
- Exhibitors can exhibit only 1 animal in Fitting and Showing class.
- Exhibitors aged 7-9 are not eligible for Round Robin Showmanship.
- Gilts may be shown in either Breeding or Market Swine class **but not both**.
- A class **must have 3 pre-entered exhibits** to constitute a breed class or else they will be put into an All Other Breed (AOB) class.
- All market hogs must be castrated by weigh-in on April 28, 2024.
- All pigs will be weighed. The market class weight is 230-300 lbs. Market animals must be a minimum of 230 lbs. to be sold in the premium sale. Market animals over 300 lbs. may sell in the premium auction.
- It is strongly recommended that **WATER ONLY** be used on animals.

14. A minimum of ½ inch hair is recommended on pigs.
15. All swine exhibitors will follow the general livestock rules.
16. **Market animals 301 lbs. or greater** are not eligible to show for market grand champion but are eligible to go through the premium sale.
17. Fair Board open showmanship classes after the 4-H Swine Show *See page 50.

*Please be aware that state fair and other shows may differ on rules from those of Shawnee County.

Section	Class #	Class Description
~Gilts~		
B	1277A	Berkshire
	1277B	Chester White
	1277C	Duroc
	1277D	Hampshire
	1277E	Spot
	1277F	York
	1277G	Crossbred
	1277H	All Other Breeds (AOB)
~Showmanship~		
A	1281	Fitting and Showing (ages 15 & over)
	1282	Fitting and Showing (ages 10-14)
	1283	Fitting and Showing (ages 7-9)
~Market Swine (220-290 lbs.)~		
C	1287A	Berkshire
	1287B	Chester White
	1287C	Duroc
	1287D	Hampshire
	1287E	Spot
	1287F	York
	1287G	Crossbred
	1287H	All Other Breeds (AOB)
	1288	Feeder Swine (229 lbs. & under)
	1289	Super Heavy Weight (291 lbs. & over)
D	1291	Club pen of three (market swine; any breed)
	1293	Both bred and owned by exhibitor and/or immediate family. Only one (1) animal per exhibitor can be entered. (Market or breeding)

Welding - Dept. 42 4-H/FFA

Required enrolled projects: Ag Mechanics Welding

ENTRY: Thursday, 5:00 pm-7:00 pm, EH

JUDGING: Friday, 10:00 am, EH

RELEASE TIME: 5:30 pm Sunday

SUPERINTENDENTS: PAM & ROBERT DOMME

ENTRY LIMIT: Exhibitor may enter up to three (3) exhibits made during current year. (Exhibitors may enter 3 small exhibits or 1 large exhibit and 2 small exhibits. A large exhibit is anything larger than 24" x 48".)

STATE FAIR ELIGIBILITY: 4-Hers who are program age 9 and older and earn a purple ribbon at the fair are eligible to go on to the state fair. Due to space limitations in the extension van, 4-Hers are responsible for making transportation arrangements for items larger than a geology box.

1. Exhibitor may enter up to 3 exhibits made during current year. (Exhibitors may enter 3 small exhibits or 1 large exhibit and 2 small exhibits. A large exhibit is anything larger than 24" x 48".)
2. Cost of materials and supplies including how much materials and supplies used (e.g., 20' sq. tubing) is **required** with the exhibit.

3. A drawing or blueprint is **required**.
4. A short story is **required**. Within the story indicate what your exhibit is, why you built it, and some of your experiences building it.
5. Exhibit will be judged on welding and overall appearance including the paint job and having **all the required items**.
6. Quality of book **DOES NOT** count towards ribbon or placing.
7. Photos showing exhibit being made is strongly suggested, but not required.
8. Exhibitors enrolled in project 2 years or less will be in Class 1302.
9. Exhibitors enrolled in project 3 years or more will be in Class 1303.
10. Exhibitors may be present (not required) at time of judging for consultation if they wish.

Section	Class #	Class Description
A	1302	Article made (2 years or less) *
	1303	Article made (3 years or more) *

* No state fair class

Wildlife - Dept. 43 4-H

Required enrolled projects: Wildlife

ENTRY: Thursday, July 25, 3:00-5:00 pm, EH

JUDGING: Thursday, July 25, 3:00-5:00 pm, EH

RELEASE TIME: 5:30 pm Sunday

SUPERINTENDENTS: BRETT FOX

ENTRY LIMIT: 4-Hers may have three (3) entries in this division.

STATE FAIR ELIGIBILITY: 4-Hers who are program age 9 and older and earn a purple ribbon at the fair are eligible to go on to the state fair.

1. Exhibits will be judged by consultation. It is recommended that the exhibitor be present. If it is not possible, the exhibitor should provide a 3x5 note card with information the judge should know about the project.
2. A member may make 3 entries in this division.
3. Exhibitors must comply with state and federal laws. It is illegal to possess threatened or endangered wildlife, or the feathers, nests, or eggs of non-game birds. Game birds and game animals taken legally during an open season may be used. The use of live wild animals in educational exhibits is prohibited.
4. KSRE, 4-H and Shawnee County Fair board are not responsible for damage during the Shawnee County Fair.
5. Notebooks and Displays will be judged on Stopping Power, Holding Power, 4-H Project Application, Composition, Personal Growth and Educational Value.
6. Promotional Posters will be judged on General Appearance, Information and Organization.
7. 4-H'er name, county, 4-H Age, and year in project should be in a prominent location on the exhibit.

Section	Class #	Class Description
Notebook: Contents pertain to some phase, results, story or information about the wildlife or sport fishing project.		
A	1000	Junior (ages 7-9)
	1001	Intermediate (ages 10-13)
	1002	Senior (ages 14 & over)
Promotional Poster: Must be related to something learned in the wildlife or sport fishing project. (Flat poster board or foam board no larger than 22"x28".		

A	2000	Junior (ages 7-9)
	2001	Intermediate (ages 10-13)
	2002	Senior (ages 14 & over)
Educational Display: Must be directly related to the wildlife or sport fishing project.		
A	3000	Junior (ages 7-9)
	3001	Intermediate (ages 10-13)
	3002	Senior (ages 14 & over)

Woodworking - Dept. 44 4-H/FFA

Required enrolled projects: Woodworking

ENTRY: Thursday, July 25 11:00 am -1:00 pm EH

JUDGING: Friday, July 26 10:30 am- 1:00 pm, EH

RELEASE TIME: 5:30 pm Sunday

SUPERINTENDENTS: KELBY BROWN

Jr. Superintendent: Kaiden Thomas

ENTRY LIMIT: 4-Hers may enter no more than two (2) exhibits per class.

STATE FAIR ELIGIBILITY: 4-Hers who are program age 9 and older and earn a purple ribbon at the fair are eligible to go on to the state fair. Due to space limitations in the extension van, 4-Hers are responsible for making transportation arrangements for items larger than a geology box.

- Exhibits will be judged by consultation. Exhibitor will sign up for approximate judging time upon entry. All entries must be entered by 1:00 pm Thursday, July 25. Judging will begin at 10:30 am and end at 1:00 pm on Friday, July 26.
- Exhibitors may enter no more than 2 exhibits per class.
- The plan from which the exhibit was constructed **must** be with the article. **Each article must have its own set of plans.** The plan may be a photocopy, the actual pattern, or a scale drawing. It must be complete and accurate to the extent that a duplicate article could be built using the plan as a guide. In addition, include a list and cost of materials, plus amount of time spent on constructing and finishing the article. This list should include all wood, hardware, finishing supplies, etc. **Any exhibits without a complete set of plans will be lowered one ribbon.**
- Exhibits will be judged on workmanship, design, choice of wood, suitability and quality finish, and usefulness.
- Any project that has glass that is not secure, e.g., glass shelves, glass top of a coffee table, etc., should not be brought to the fair. Glass that is secured in the project, e.g., glass front or gun case of cabinet, etc., is permissible since it cannot be removed from the project.

Section	Class #	Class Description
<i>This category includes, but not limited to, all types of lawn furniture, farm or shop use articles, yard game boards etc. Possible projects: Adirondack Chairs, Bird Houses, Cornhole boards, Picnic Tables, Wooden Toolboxes, Dog Houses, work benches, etc.</i>		
A	1316	Outdoor furniture/article (ages 9 & under)
	1317	Outdoor furniture/article (ages 10-13)
	1318	Outdoor furniture/article (ages 14 & over)
<i>This category includes all types of household furniture or cabinetry. Examples would include but not limited to the following projects: Dressers, Dining room tables, nightstands, coffee tables, lamps, etc.</i>		
B	1322	Household furniture/cabinetry (ages 9 & under)

	1323	Household furniture/cabinetry (ages 10-13)
	1324	Household furniture/cabinetry (ages 14 & over)
<i>This category includes all other types of household items. Examples would include but not limited to the following projects: cutting boards, mirrors, bowls, jewelry boxes, etc.</i>		
C	1330	Other Woodwork (ages 9 & under; article not included in above classes)
	1331	Other Woodwork (ages 10-13; article not included in above classes)
	1332	Other Woodwork (ages 14 & over; article not included in above classes)

4-H Sponsors/Family Dinner & Activities

Sunday, July 28, 12:30 – 2:30 pm

SUPERINTENDENTS:

Helpers: Volunteers

All fair sponsors, sale buyers and 4-H families invited!

**Get Carried Away
At the
Shawnee County
Fair
July 25 - 28
Open Class**



**County Fair
Horse Show
July 21**

Maggie Langworthy
Silver Lake 4-H Club

OPEN CLASS

Open to the Public - All Ages

We invite you to participate by entering in the following departments: Arts & Crafts, Bread Sculpture, Child Care, Commissioner's Breadbasket, Construction Zone, County Cookie Jar, Decorated Egg Contest, Fair Board Pee Wee Swine Show, Fiber & Textiles, Floriculture, Foods, Geology & Lapidary, Horticulture, Land of Kansas Food Basket, Open Livestock Show, Photography, Quilt Show, Retirement Community Displays and Scarecrows.

FAIR THEME: “Get Carried Away at the Shawnee County Fair”

General Open Class Rules

The Shawnee County Fair will be held at the Stormont Vail Events Center, Stormont Vail Events Center Drive, Topeka, Kansas July 25 – 28, 2024.

Pre-entry is required for the following: Open Livestock, Quilts, and Scarecrow. Exhibitors should check individual department rules for times entries are accepted and judged. All exhibits must remain in place throughout the fair. Entries may be picked up at noon, unless noted differently under each department, on Sunday, July 28th.

The Shawnee County Fair Association, its officers, directors, managers, and superintendents cannot be held responsible for any damage, loss, or injury to exhibitors, or other persons while on the Events Center grounds whether the loss or damage arises from an accident or any other cause.

The decisions of the judges are final, and no appeal will be considered.

Where there is no competition, no champion award will be given. Ribbons will be awarded 1st through 8th place according to merit. No premium money will be paid except where listed in the department rules. Checks for the winners of these departments will only be paid when the exhibit is picked up on Sunday. **All checks MUST be cashed within two (2) weeks of receipt.**

Each exhibitor is limited to two exhibits in each class except where each departments rules state otherwise.

All cars and trucks admitted to the Stormont Vail Events Center grounds exhibit areas and barns must be removed to the parking lot after loading and unloading.

Only animals on exhibit will be allowed on the Stormont Vail Events Center grounds except for those needed for the hearing and seeing impaired.

Alcoholic beverages are NOT permitted on the Stormont Vail Event Center grounds.

SMOKING IS PROHIBITED IN ALL BUILDINGS.

Applications for grievances or complaints must be submitted in writing 30 minutes after judging to the Shawnee County Fair Association, 740 SW Western, Topeka, KS 66604. Applications may be turned in at the fair office during the fair. A meeting will then be scheduled with the Shawnee County Fair Executive Board. **Members are:** President: Larry Wehner; Vice President: Tom McNorton; Secretary: Gayle Bayless; Treasurer: Mary Beth Showalter, Co-Treasurer: Sherri Scheideman.

Open Class Departments

Arts & Crafts

ENTRY: Thursday, July 25, 1:00-6:00 pm, EH

JUDGING: Thursday, July 25, 6:00 pm, EH

EXHIBIT RELEASE: Sunday, July 28, noon

1. Exhibits will be judged and ranked in each class according to merit. Ribbons will be awarded to the top 8 entries if there are enough entries to merit.
2. Exhibitor may enter two (2) exhibits.
3. Exhibits entered must be the work of the exhibitor.
4. Exhibits entered must be originals and not copies.
5. Oil and Acrylics must be framed.
6. Watercolor, drawings, and prints must be matted and/or framed.

Class #	Class Description
~Ages 7 and younger~	
AC01	Ceramics (commercial molds, any decoration)
AC02	Ceramics (wheel piece or free form)
AC03	Diamond Dot Art
AC04	Drawing (any medium; any subject)
AC05	Jewelry
AC06	Painting (any medium, any subject)
AC07	Prints
AC08	Wood Carving
AC09	Woodwork (handmade furniture or other wooden article)
AC10	Other art craft not listed (tole painting, wheat weaving, etc.)
~Ages 8 - 15~	
AC11	Ceramics (commercial molds, any decoration)
AC12	Ceramics (wheel piece or free form)
AC13	Diamond Dot Art
AC14	Drawing (any medium; any subject)
AC15	Jewelry
AC16	Painting (any medium, any subject)
AC17	Prints
AC18	Wood Carving
AC19	Woodwork (handmade furniture or other wooden article)
AC20	Other art craft not listed (tole painting, wheat weaving, etc.)
~Ages 16 and older~	
AC21	Ceramics (commercial molds, any decoration)
AC22	Ceramics (wheel piece or free form)
AC23	Diamond Dot Art
AC24	Drawing (any medium; any subject)
AC25	Jewelry
AC26	Painting (any medium, any subject)

AC27	Prints
AC28	Wood Carving
AC29	Woodwork (handmade furniture or other wooden article)
AC30	Other art craft not listed (tole painting, wheat weaving, etc.)

Bread Sculpture

ENTRY: Thursday, July 25, 1:00-6:00 pm, EH

JUDGING: Thursday, July 25, 6:00 pm, EH

EXHIBIT RELEASE: Sunday, July 28, noon

- Bread sculpture may be constructed from homemade or purchased frozen yeast dough. Entries will not be tasted.
- Seeds, herbs, grains, edible decorative toppings, and icings may be used. Food-grade stencil or food-grade stamps may be used.
- Dough may be colored with food-grade colorings or spices. Sculpture may be painted with food-grade paint, natural colors and extracts or egg yolk paint. Do NOT use craft paint on bread.
- No size restrictions. However, for small (under 5 inches) sculptures, 3 examples should be entered (ex. bunnies, turtles).
- All sculptures must be received on a sturdy, disposable plate, board, or tray and will remain on display throughout the fair.
- Sculpture does not have to be baked in one piece.
- Sculpture can be pieced together by adhesive, hot glue or other means like wire, dowel rods or toothpicks to connect pieces.
- Sculpture may be sprayed with clear acrylic or lacquer to preserve sculpture.
- Entries will be judged on creativity, execution, visual impact, and color design.
- Limited to one entry per person. Members of a team may not enter items into individual categories.
- For ideas see the Kansas Wheat Commission's website at <http://kswheat.com> or <http://nationalfestivalofbreads.com/recipes/bread-shaping-0>
- Premiums are as follows:
First place - \$40
Second place - \$30
Third place - \$20

Winner must pick up premium check by the end of the fair.

Class #	Class Description
BS01	Youth (ages up to 13) one large item OR three small (duplicate) items.
BS02	Teen (ages 14 to 18) one large item OR three small (duplicate) items.
BS03	Adult (ages 19 and above) one large item OR three small (duplicate) items.
BS04	Team (any ages) a scene/display with more than one break sculptured item.

Child Care

ENTRY: Thursday, July 25, 1:00-6:00 pm, EH

JUDGING: Thursday, July 25, 6:00 pm, EH

EXHIBIT RELEASE: Sunday, July 28, noon

- Bring in arts and crafts, construction zone work, clothing or textiles, paintings, flower, or vegetables that have been grown by the childcare kids. Decorated cookies, cupcakes, cake, or any kind of baked goods. Pictures taken by

childcare. A book you made, whatever you do in childcare, you can enter in this category.

- For kids from age 0-12.
- Have your childcare home or center recognized for all the talents you teach kids while they are in your childcare.
- Participation ribbons for all entries.

Class #	Class Description
CC01	Childcare

Commissioners' Bread Basket

ENTRY: Thursday, July 25, 1:00-6:00 pm, EH

JUDGING: Thursday, July 25, 6:00 pm, EH

EXHIBIT RELEASE: Sunday, July 28, noon

- Open to non-professional groups or individuals. The exhibit should reflect the Fair Theme: **"Get Carried Away at the Shawnee County Fair."**
- The exhibit consists of a decorated basket filled with six various yeast breads (loaves and/or six rolls individually wrapped in clear plastic) using at least two kinds of yeast dough.
- Include with the exhibit a sample of each kind of bread for judging. Samples should be individually wrapped and placed in a small box. Basket will count 30% and breads 70% of judging.
- One copy of the recipe must accompany each entry.
- The first-place basket will be presented to the County Commissioners following the judging on Thursday evening.
- Premiums are as follows:
First place-\$50
Second place-\$40
Third place-\$30
Fourth place-\$20
Fifth place-\$10

Winner must pick up premium check by the end of the fair.

Class #	Class Description
CB01	County Commissioners' Bread Basket

Construction Zone

ENTRY: Thursday, July 25, 1:00-6:00 pm, EH

JUDGING: Thursday, July 25, 6:00 pm, EH

EXHIBIT RELEASE: Sunday, July 28, noon

- Exhibitors do not have to be present at judging.
- Exhibitor may only enter two (2) exhibits.
- If you build your project from a kit or use instructions, they must accompany the project.
- If you modify a kit, you need to draw up plans for the modification.
- This class is for Lego, K'Nex, puzzles, small models, or other toy type building materials. This class is not for big woodworking projects.

Class #	Class Description
~Ages 7 and younger~	
CZ01	Buildings - any type of buildings
CZ02	Motorized - anything with a motor
CZ03	Things you drive - any type of cars, trucks, tractors equipment, etc.
CZ04	All other construction
CZ05	3D puzzles
~Ages 8 - 15~	

CZ06	Buildings - any type of buildings
CZ07	Motorized - anything with a motor
CZ08	Things you drive – any type of cars, trucks, tractors equipment, etc.
CZ09	All other construction
CZ10	3D puzzles
~Ages 16 and older~	
CZ11	Buildings - any type of buildings
CZ12	Motorized - anything with a motor
CZ13	Things you drive – any type of cars, trucks, tractors equipment, etc.
CZ14	All other construction
CZ15	3D puzzles

County Cookie Jar

ENTRY: Thursday, July 25, 1:00-6:00 pm, EH

JUDGING: Thursday, July 25, 6:00 pm, EH

EXHIBIT RELEASE: Sunday, July 28, noon

1. Cookie jar for display must be a one-gallon decorated jar.
2. Open to non-professional groups or individuals.
3. Jar of fancy assorted cookies must contain not less than 5 or no more than 10 kinds of cookies of a good size for serving.
4. One copy of recipe for each type of cookie must accompany each entry.
5. Cookies must be visible in jar.
6. Each cookie shall be wrapped in transparent wrap.
7. Bring 1 sample of each kind of cookie and identify so the judges will not need to open the jar.
8. Jar to count 30%, quality of cookies counts for 70%.
9. Premiums are as follows:

First place - \$50

Second Place - \$40

Third place - \$30

Fourth Place - \$20

Fifth place - \$10

Winner must pick up premium check by the end of the fair.

10. Cookie jars will be presented to the Fair sponsors, so please make sure items are wrapped well.

Class #	Class Description
CJ01	County Cookie Jar

Decorated Egg Contest

ENTRY: Friday, July 26, 9:00 am, EH

JUDGING: Saturday, July 27, 10:00 am, EH

EXHIBIT RELEASE: Sunday, July 28, noon

SUPERINTENDENT: LINCOLN GIBSON

Jr. Superintendents: Marshall Gibson

1. Open to the public.
2. Real eggs must be either hard boiled or the contents blown out.
3. May use eggs made of other materials, such as wood, plastic, Styrofoam, etc.
4. Any safe product can be used to decorate the egg.
5. Egg must be in a container for display such as egg carton or any other container to keep it safe **OR** be able to stand alone.
6. One decorated egg per display per person may be entered.

Class #	Class Description
DE01	Decorated egg (ages 3-6)
DE02	Decorated egg (ages 7-9)

DE03	Decorated egg (ages 10-15)
DE04	Decorated egg (ages 16 and older)

Fair Board Pee Wee Swine Show

A Pee Wee Swine Show event will take place immediately following the 4-H Swine Show on Thursday, July 25, 6:00 pm, LP

1. Open to the public.
2. An adult may help the Pee Wee contestants show.
3. Pee Wee contestants will need to find a 4-Her with a pig to be able to participate.
4. Youth participates at their own risk.
5. **This class is not endorsed or supported by 4-H or K-State Research and Extension.**

Fiber & Textiles

ENTRY: Thursday, July 25, 1:00-6:00 pm, EH

JUDGING: Thursday, July 25, 6:00 pm, EH

EXHIBIT RELEASE: Sunday, July 28, noon

1. Exhibits will be judged and ranked in each class according to merit. If there are enough entries to merit, ribbons will be awarded to the top eight entries.
2. Exhibits entered must be the work of the exhibitor.
3. Exhibits must not have received a first-place ribbon.
4. Exhibitors desiring quilts to be hung for display must prepare them for hanging.
5. Ensembles (such as skirt and matching top) shall be considered as one item.
6. Where applicable, a copy of the pattern envelope shall be attached to the entry form.
7. A 3" x 5" card may be attached to each pattern, etc., for information for the judges and the viewing public.

Class #	Class Description
~Ages 7 and younger~	
FT01	Crocheted item
FT02	Fabric stuffed toys
FT03	Garment
FT04	Knitted item
FT05	Macramé
FT06	Needlework - includes embroidery, applique, cross stitch
FT07	Weaving
FT08	Other items not included in the above classes
~Ages 8 - 15~	
FT09	Crocheted item
FT10	Fabric stuffed toys
FT11	Garment
FT12	Knitted item
FT13	Macramé
FT14	Needlework - includes embroidery, applique, cross stitch)
FT15	Weaving
FT16	Other items not included in the above classes
~Ages 16 and older~	
FT17	Crocheted item
FT18	Fabric stuffed toys
FT19	Garment
FT20	Knitted item
FT21	Macramé
FT22	Needlework - includes embroidery, applique, cross stitch

FT23	Weaving
FT24	Other items not included in the above classes

Floriculture

ENTRY: Thursday, July 25, 1:00-6:00 pm, EH

JUDGING: Thursday, July 25, 6:00 pm, EH

EXHIBIT RELEASE: Sunday, July 28, noon

- Exhibits will be judged and ranked in each class according to merit. Ribbons will be awarded to the top eight entries.
- Only one entry per class per exhibitor. (Classes FC01-FC08)
- Cut flower specimens must be grown by the exhibitor. (Classes FC01-FC05)
- Cut flower specimens need variety and specimen names on the entry card.
- Cut flower specimens must be displayed in clear, CLEAN, inexpensive GLASS containers or vases (that can be disposed of if not claimed at close of fair). NO plastic water bottles. The container should be in proportion to the specimen.
- Refer to the information pamphlet "Preparing Cut Flowers and Houseplants for Exhibit," 4H-826 for proper exhibiting guidelines.
- Exhibitors may enter up to three Floral Design Arrangements (Classes FC07-FC08). See "Floral Design Guide" for help.
- The exhibitor shall furnish containers appropriate for the Floral Design and other necessary items.
- Floral Design Arrangements should be made from garden **grown and/or collected materials. Purchased materials are acceptable.** Artificial flowers are not allowed. See "Floral Design Guide".
- Miniature Arrangements should be no bigger than 6 inches in height, width, or depth with container no taller than 2 inches. See "Floral Design Guide".
- Dried materials must be clean and in good condition.
- Entries should not take over two square feet of table space.
- The county fair will NOT be responsible for the loss, damage, or storage of any flower arrangements, vases, or containers. Containers cannot be picked up until release time on Sunday.
- The exhibitor is responsible for maintaining water in Floriculture exhibits during the fair.

Class #	Class Description
FC01	Any perennials – 1 to 3 flowers with foliage
FC02	Any annual – 1 to 3 flowers with foliage
FC03	Any bulbs, corms, tubers – one stem
FC04	Any rose with foliage
FC05	Combination Planter – 3 or more different plants with the same growing requirements
FC06	Dish Garden Planter – Cacti and/or succulents with a "landscape" feel
FC07	Floral Design arrangement for dining table
FC08	Floral Design vertical arrangement

Foods

ENTRY: Thursday, July 25, 1:00-6:00 pm, EH

JUDGING: Thursday, July 25, 6:00 pm, EH

EXHIBIT RELEASE: Sunday, July 28, noon

SUPERINTENDENT:

- Exhibits will be judged and ranked in each class according

to merit. Ribbons will be awarded to the top eight entries if there are enough entries to merit.

- Exhibitors entered must be the work of the exhibitor.
- Commercial mixes may be used only as an ingredient in a special recipe. Entries made solely from a commercial mix will not be allowed.
- One copy of recipe must accompany each entry.
- Low acid foods such as vegetables and meats must be processed in a pressure canner. High acid foods such as fruits, pickles and relishes, jams and jellies may be processed in a water bath.
- Perishable foods are not allowed in Yeast Breads, Quick Breads, Cakes, and Pies. Perishable foods are those with custard and cream cheese type fillings and frosting or foods requiring refrigeration. For more details, contact the Extension Office at 232-0062 for the publication Food Safety Recommendations for Safe Fair Exhibits.
- Cakes are to be layer cakes using 8" or 9" pans. Pies may be baked in 8" or 9" pie pans. Decorated Cakes must have the top layer, real cake, the rest can be something else.
- Exhibits shall be placed on plates or cardboard then placed in a plastic bag. Decorated cakes do not need to be covered.
- Following judging, a portion of each entry (except canning) will be placed on exhibit with any ribbons won.

Class #	Class Description
~ Quick Breads ~	
FD01	Fruit, Vegetable or Nut bread (loaf)
FD02	Muffin (six on a plate)
FD03	Biscuits (six on a plate)
FD04	Coffee Cake (one loaf)
~ Cakes ~	
FD05	Angel Food (do not frost)
FD06	Layer Cake (frosted)
FD07	Cake made with fruit or vegetable (frosted)
FD08	Decorated Cake
~ Cookies ~	
FD09	Brownies (six on a plate)
FD10	Other Bar cookies (six on a plate)
FD11	Filled (six on a plate)
FD12	Peanut Butter (six on a plate)
FD13	Oatmeal (six on a plate)
FD14	Other, not included above (six on a plate)
~ Pies ~	
FD15	Berry
FD16	Fruit (other than berry)
~ Honey ~	
FD17	Extracted Honey (light; 2 one-pound Queen line)
FD18	Extracted Honey (dark; 2 one-pound Queen line)
FD19	Cut Comb honey (one-pound pieces)
~ Food Preservation ~	
FD20	Canned Fruits (may be pints or quarts)
FD21	Canned Vegetables (may be pints or quarts)
FD22	Canned Pickles and Relishes (pints or quarts)
FD23	Jams & Jellies (may be pints or jelly jars)
FD24	Canned Meats (may be pints or quarts)
FD25	Dried Foods
~ Yeast Breads ~	
FD26	White Loaf
FD27	Whole Wheat Loaf
FD28	Dinner Rolls (six on a plate)
FD29	Sweet Rolls (six on a plate)
FD30	Miscellaneous Yeast Bread

Geology & Lapidary

ENTRY: Thursday, July 25, 3:00-7:00 pm, EH

JUDGING: Thursday, July 25, 7:00 pm, EH

EXHIBIT RELEASE: Sunday, July 28, noon

- Exhibits will be judged and ranked in each class according to merit. Ribbons will be awarded to the top entries if there are enough entries to merit.
 - Only one (1) entry per class per exhibitor.
 - Exhibitors may submit one entry per listing. Fossils, rocks, and minerals (though grouped together in classes) count as separate listings (for example, an exhibitor can enter a fossil collection, a rock collection, and a mineral collection if they so choose).
 - All exhibits must be the work of the exhibitor.
 - While rough stones, slabbed material, or jewelry findings may be purchased, any lapidary work done to the specimen (including shaping) must be done by the exhibitor. Any pre-shaped or pre-finished cabochons should be entered in Arts and Crafts under Jewelry.
 - All entries should use no more than 18" x 24" of table space. (This is the footprint of a standard 4-H display case.) There is no height limit; however, exhibits MUST be shown in a safe and stable manner.
 - Each specimen must be labeled. Labels must contain the following information:
 - Geology exhibits
 - Rocks and Minerals: Specimen name and location of origin
 - Fossils: Phylum, class, genus, and location of origin
 - Lapidary exhibits
 - Specimen type, description of lapidary work done, when lapidary work was done.
- Age Groups and Display Requirements**
- Junior (ages 6 and under): All geology collections must have a minimum of six (6) different specimens. A group of less than six is classified as a "Display." Lapidary exhibits may be one item or a collection. Intermediate (ages 7-17): All geology collections must have a minimum of nine (9) different specimens. A group of less than nine is classified as a "Display." Lapidary exhibits may be one item or a collection.
 - Adult (ages 18 or older): All geology collections must have a minimum of fifteen (15) different specimens. A group of less than fifteen is classified as a "Display." Lapidary exhibits may be one item or a collection.

Class #	Class Description
<i>~ Junior ~</i>	
GL01	Geology – Fossil, Rock, or Mineral Collection
GL02	Geology – Mixed Collection (any combination of fossils/minerals/rocks)
GL03	Geology – Fossil, Rock, or Mineral display
GL04	Geology – Other Displays
GL05	Lapidary – Wire Wrapping
<i>~ Intermediate ~</i>	
GL06	Geology – Fossil, Rock, or Mineral Collection
GL07	Geology – Mixed Collection (any combination of fossils/minerals/rocks)
GL08	Geology – Fossil, Rock, or Mineral Display
GL09	Geology – Other Displays
GL10	Lapidary – Cabochons or Faceted Gemstones
GL11	Lapidary – Wire Wrapping
GL12	Lapidary – Tumbled Stones (before & after for

	each specimen)
GL13	Lapidary – Other (Gem Trees, Sculptures, Mosaics, Spheres, etc.)
<i>~ Adult ~</i>	
GL14	Geology – Fossil, Rock, or Mineral Collection
GL15	Geology – Mixed Collection (any combination of fossils/minerals/rocks)
GL16	Geology – Fossil, Rock, or Mineral Display
GL17	Geology – Other Displays
GL18	Lapidary – Cabochons
GL19	Lapidary – Faceted Gemstones
GL20	Lapidary – Wire wrapping
GL21	Lapidary – Tumbled Stones (before & after for each specimen)
GL22	Lapidary – Other (Gem Trees, Sculptures, Mosaics, Spheres, Eggs, etc.)

Horticulture

ENTRY: Thursday, July 25, 1:00-6:00 pm, EH

JUDGING: Thursday, July 25, 6:00 pm, EH

EXHIBIT RELEASE: Sunday, July 28, noon

- Judging will be based by guidelines according to the Exhibiting Fruits and Vegetables publication number C-405, available at your local County Extension Office.
- Exhibits will be judged and ranked in each class according to merit. Ribbons will be awarded to the top three entries if there are enough entries to merit.
- Exhibits must have been grown and harvested during the
- Specimens need to be free from blemishes. Any produce that is unsatisfactory to show may be excluded by the superintendent.
- Wheat and Oats exhibits shall consist of 1 gallon, exhibited in glass jars (preferably large opening), belonging to exhibitor. Crop must be grown by the exhibitor in the current year. All entries must be made under the Wheat and Oats exhibits will be judged based on seed quality, uniformity, commercial grade, and condition.
- Garden Display – Each exhibitor in this class will be limited to four square feet of space. The Garden Display must be exhibited in a tray, basket or container that can be easily moved by the fair staff. Exhibit consists of five different types of fresh vegetables or fruits. Canned products and shelled vegetables are not acceptable. Only one variety of each type of vegetable or fruit may be exhibited.
- Secure entry form to plate or container with string or tape. Use a sturdy plate, bowl, or container that will support the weight of the produce. Please have hybrid/variety or specimen name on entry card.
- Largest tomato, largest zucchini, and oddest shaped vegetable premiums are as follows for each category:

First place - \$25

Second place - \$20

Third place - \$15

Fourth place - \$10

Fifth place - \$5

Winner must pick up premium check by the end of the fair.

Class #	Class Description
<i>~Fresh Culinary Herbs~</i>	
6 stems / comparable quantity	
HC01	Basil
HC02	Dill
HC03	Other fresh culinary herbs
HC04	Parsley

<i>~Small fruit specimens~ ½ pint box</i>	
HC05	Blackberries
HC06	Grapes
HC07	Other small fruit
HC08	Strawberries
<i>~Fruits, tree specimens~ 5 per plate</i>	
HC09	Apples
HC10	Peaches
HC11	Other tree fruit
<i>~Small vegetable specimen plate~ 12 per plate</i>	
HC12	Green snap beans
HC13	Onions, green
HC14	Other small vegetables
HC15	Tomatoes, grape
HC16	Tomatoes, cherry
HC17	Yellow wax beans
<i>~Medium vegetable specimen plate~ 5 per plate</i>	
HC18	Beets
HC19	Carrots
HC20	Corn
HC21	Cucumbers
HC22	Okra
HC23	Peppers, bell
HC24	Peppers, chili
HC25	Onions (any variety)
HC26	Potatoes, white
HC27	Potatoes, red
HC28	Tomatoes
<i>~Large vegetable specimen plate~ *1 per plate</i>	
HC29	Cabbage
HC30	Cantaloupe/muskmelon
HC31	Eggplant
HC32	Other large vegetable
HC33	Pumpkin
HC34	Squash
HC35	Watermelon
<i>~Garden display~ Limited to four (4) square feet</i>	
HC36	Large vegetables (1 each) – cabbage, cantaloupe, eggplant, large pumpkin, squash, watermelon or other similar sized vegetables
HC37	Medium vegetables (5 each) - beets, carrots, cucumbers, decorative gourds, potatoes, miniature pumpkins, okra, onions, peppers, radishes, sweet potatoes, tomatoes, or other similar sized vegetables
HC38	Small vegetables (12 each) – green snap beans, wax beans, English peas, or other similar sized vegetables
HC39	Small fruit (½ pint each) – strawberries, blackberries, raspberries, or other similar sized fruits
<i>~Wheat~ 1 gallon, exhibited in glass jars</i>	
HC40	Arkan
HC41	Agri-pro Victory
HC42	Mustang
HC43	Newton

HC44	Other varieties
<i>~Oats~ 1 gallon, exhibited in glass jars</i>	
HC45	Lang
HC46	Bates
HC47	Other varieties
<i>~Hay~</i>	
HC48	All varieties
<i>~Soybeans~</i>	
HC49	Soybeans (3 plants)
<i>~Largest vegetables and Oddest shape vegetables~</i>	
HC50	Tomato, largest (ripe: any variety) **CASH PRIZE**
HC51	Zucchini, largest (any variety) **CASH PRIZE**
HC52	The oddest shaped vegetable **CASH PRIZE**

Land of Kansas Food Basket

ENTRY: Thursday, July 25, 1:00-6:00 pm, EH

JUDGING: Thursday, July 25, 6:00 pm, EH

EXHIBIT RELEASE: Sunday, July 28, noon

- Open to non-professional groups or individuals. Exhibit should reflect the Fair Theme: **Get Carried Away at the Shawnee County Fair.**
- Exhibit consists of a decorated basket filled with 1 entry from each of 4 different class categories of the Foods Division (e.g., one canned food from Food Preservation, 1 loaf of bread from Yeast Breads or Quick Breads, 1 cake from Cakes, and 1 plate* of cookies from Cookies).
- *1 plate is six of the items (e.g., six muffins, six cookies, six dinner rolls, etc.). Items must be wrapped for freshness.
- Include with exhibit a sample of each item for judging. Samples should be placed on a paper plate or covered cardboard and wrapped. Basket will count 30% and food 50% of judging.
- One copy of recipe must accompany each exhibit.
- Premiums are as follows:
First place - \$50
Second place - \$40
Third place - \$30
Fourth place - \$20
Fifth place - \$10

Winner must pick up premium check by the end of the fair.

Baskets and content will be presented to Fair Sponsors. Please make sure things are wrapped well.

Class #	Class Description
LK01	Land of Kansas Food Basket

Open Livestock Shows

- The Shawnee County Fair Board reserves the right to interpret all Open Class and General County Fair rules and regulations. They will arbitrarily settle and determine all matters, questions, and differences in regard there to, or otherwise arising out of, connected with or incident to the County Fair.
- An entry may only be exhibited in one division: 4-H or open class. NOT BOTH.
- ALL Open Class animals must be pre-entered by July 1, 2024, MUST be submitted via Fair Entry. There is a \$10 fee per animal to be paid at the time of check-in.

4. ALL Livestock must check-in Thursday morning July 25th as scheduled, and will exit Sunday, July 28th at noon,
5. All Open Livestock Shows will be judged following the perspective species after the 4-H/FFA show has been completed.
6. Superintendents reserve the right to refuse admittance to any animals for health reasons.
7. All open class animals shall be free of clinical signs of infectious and contagious disease.
8. Any Animals with active lesions or ring, warts or infected with mange will NOT be permitted to exhibit.
9. All feed for livestock, poultry & rabbit projects must be furnished by the owner. Bring feed that your animals are accustomed to eating. Water is available onsite.
10. Open Class Exhibitors are responsible for always keeping their stalls, cages, and alleyway clean.
11. Livestock may be groomed/handled ONLY by the exhibitor, with help from immediate family member, superintendent, or project leader.
12. Exhibitors should be properly attired when showing livestock.
13. No Open class exhibits will be allowed to sell in the Livestock Sale.
14. No intact males will be allowed to show.
15. All livestock will be bedded on shavings. One bag per exhibitor will be provided
16. Junior – ages 6 and under.
17. Intermediate – ages 7-18
18. Senior- ages 19 and older

Open Livestock Show Schedule		
Thursday	Swine Show	6:00 PM
Friday	Goat Show	9:00 AM
	Sheep Show	10:30 AM
	Bucket Calf	5:00 PM
	Beef	6:00 PM
Saturday	Dairy Goats	8:30 AM
	Dairy Cattle	9:30 AM

Swine

Class #	Class Description
~Market Hogs~	
OL01	Market Hogs
~Breeding Gilts~	
OL02	Breeding Gilts (0-6 Months)
OL03	Breeding Gilts (6-12 Months)
OL04	Breeding Gilts (12-24 Months)
OL05	Breeding Gilts (24 Months & older)
~Showmanship~	
OL06	Fitting and Showing Adult (ages 6 & under)
OL07	Fitting and Showing (ages 7-18)
OL08	Fitting and Showing (ages 19 & over)
OL09	Both bred & owned by exhibitor &/or immediate family. (Market or breeding)

Beef

Class #	Class Description
~Bucket calf (ALL children are 12 & under)~	
OL10	Fitting and Showing
OL11	Market Steer
OL12	Breeding Beef Heifers
OL13	Dairy Heifers
OL14	Dairy Steers
~Market Steers~	
OL15	Market Steers – Intermediate
OL16	Return Bucket Calf Steers

OL17	Market Heifers (all breeds)
~Beef Heifers~	
OL18	Breeding Heifers (0-6 months)
OL19	Breeding Heifers (6-12 months)
OL20	Breeding Heifers (12-24 months)
OL21	Breeding Cows (2 yrs. or older)
OL22	Cow/Calf-All breeds shown together
OL23	Return Bucket Calf Heifers (12-24 months)
~Showmanship~	
OL24	Fitting and Showing (ages 6 & under)
OL25	Fitting and Showing (ages 7-18)
OL26	Fitting and Showing (ages 19 & over)
OL27	Heifers/Cows (must be both bred & owned by exhibitor &/or immediate family)

Goats

Class #	Class Description
~Market Goat~	
OL28	Dairy Breed Market Goat
OL29	Meat Breed or Meat Breed Cross Market Goat
~Pygmy Goat~	
OL30	Doe or Wether (0-6 months)
OL31	Doe or Wether (6-12 months)
OL32	Doe or Wether (12-24 months)
OL33	Doe or Wether (24 months and older)
~Breeding Doe~	
OL34	Doe (0-6 months)
OL35	Doe (6-12 months)
OL36	Doe (12-24 months)
OL37	Doe (24 months and older)
~Showmanship~	
OL38	Fitting and Showing (ages 6 & under)
OL39	Fitting and Showing (ages 7-18)
OL40	Fitting and Showing (ages 19 and over)
OL41	Both bred & owned by exhibitor and/or immediate family, breeding, or market animal

Sheep

Class #	Class Description
~Market Lambs~	
OL42	Market Lambs
~Ewe Lambs~	
OL43	Ewe Lambs (0-6 months)
OL44	Ewe Lambs (6-12 months)
OL45	Ewe Lambs (12-24 months)
OL46	Ewe Lambs (24 months and older)
~Fitting and Showing~	
OL47	Fitting and Showing (ages 6 & under)
OL48	Fitting and Showing (ages 7-18)
OL49	Fitting and Showing (ages 19 and over)
OL50	Both bred & owned by exhibitor and/or immediate family, breeding, or market animal

Dairy Goats

Class #	Class Description
~Not in milk & not previously freshened~	
OL51	Breeding Does (0-6 months)
OL52	Breeding Does (6-12 months)
OL53	Breeding Does (12-24 months)
OL54	Breeding Does (24 months & older)
~Fitting and Showing~	
OL55	Fitting and Showing (ages 6 & under)
OL56	Fitting and Showing (ages 7-18)
OL57	Fitting and Showing (ages 19 and over)
OL58	Non-Milking/Non-Market Goat (Does or

	Wethers not shown in any other class except Fitting & Showing)
OL59	Milk Production (open to all Senior Does)
OL60	Both bred & owned by exhibitor &/or immediate family. (Dairy breeds)

Dairy Cattle

Class #	Class Description
~Heifers/Cows~	
OL61	Heifers (0-6 months)
OL62	Heifers (6-12 months)
OL63	Heifers (12-24 months)
OL64	Cows (2 yrs. & older)
~Steers~	
OL65	Dairy Steers
~Fitting and Showing~	
OL66	Fitting and Showing (ages 6 & under)
OL67	Fitting and Showing (ages 7-18)
OL68	Fitting and Showing (ages 19 & over)
OL69	Both bred & owned by exhibitor &/or immediate family. (Dairy breeds)

Photography

ENTRY: Thursday, July 25, 1:00-6:00 pm, EH
JUDGING: Thursday, July 25, after 8:00 pm, EH
EXHIBIT RELEASE: Sunday, July 28, noon
Helpers:

- Exhibits will be judged and ranked in each class according to merit. Championship ribbons will be awarded to the top exhibits overall in the Photography division if there are sufficient entries to warrant.
- One individual can only enter one photo per class, amateur or professional.
- Photographs must be taken by the entrant, but the entrant need not have processed the film or print.
- No "signed prints" may be entered.
- Photographs may have been taken at any time, entered in other contests or have been previously published.
- Enlargements are to be 4" x 6" or larger and to be mounted on mats not to exceed 16" x 20".
- 4-H members exhibiting in open division as well as in 4-H division must enter duplicate prints.
- Photos are judged on eye appeal, composition, and technique.
- Class numbers (PH01-PH13) are for amateurs; class numbers (PH14-PH20) are for professionals.

Class #	Class Description
~Youth 15 and younger~	
PH01	Animals (color or black & white)
PH02	Computer manipulated photos: Manipulated does not include normal cropping, enlargement, or color intensity treatment. Photo must be an original taken by the exhibitor. Exhibitor must provide a small (4" x 6" or smaller) original photo attached to the front of the mount.
PH03	Digital Composite Image: Finished photo must be created from two or more original sources created by exhibitor. HDR photos do not qualify for this class. Photos will be judged on photographic merit as well as manipulation technique and process. Photo must be created from two or more originals taken by the exhibitor. Exhibitor must include a second 11 x 12-½ matte board (Explanation

	Board) mounted with standard size prints of the original photos, 3 x 5 card(s) explaining what manipulation was done and a standard size print of the final photo. Optional, may include prints of editing steps. Photos showing editing steps may be layered.
PH04	Nature (color or black & white)
PH04	People
PH05	Photojournalism (color or black & white)
PH06	Pictorial (color or black & white)
~Adults 16 and older~	
PH07	Animals (color or black & white)
PH08	Computer manipulated photos: Manipulated does not include normal cropping, enlargement, or color intensity treatment. Photo must be an original taken by the exhibitor. Exhibitor must provide a small (4" x 6" or smaller) original photo attached to the front of the mount.
PH09	Digital Composite Image: Finished photo must be created from two or more original sources created by exhibitor. HDR photos do not qualify for this class. Photos will be judged on photographic merit as well as manipulation technique and process. Photo must be created from two or more originals taken by the exhibitor. Exhibitor must include a second 11 x 12-½ matte board (Explanation Board) mounted with standard size prints of the original photos, 3 x 5 card(s) explaining what manipulation was done and a standard size print of the final photo. Optional, may include prints of editing steps. Photos showing editing steps may be layered.
PH10	Nature (color or black & white)
PH11	People
PH12	Photojournalism (color or black & white)
PH13	Pictorial (color or black & white)
~Professionals~	
PH14	Animals (color or black & white)
PH15	Computer manipulated photos: Manipulated does not include normal cropping, enlargement, or color intensity treatment. Photo must be an original taken by the exhibitor. Exhibitor must provide a small (4" x 6" or smaller) original photo attached to the front of the mount.
PH16	Digital Composite Image: Finished photo must be created from two or more original sources created by exhibitor. HDR photos do not qualify for this class. Photos will be judged on photographic merit as well as manipulation technique and process. Photo must be created from two or more originals taken by the exhibitor. Exhibitor must include a second 11 x 12-½ matte board (Explanation Board) mounted with standard size prints of the original photos, 3 x 5 card(s) explaining what manipulation was done and a standard size print of the final photo. Optional, may include prints of editing steps. Photos showing editing steps may be layered.
PH17	Nature (color or black & white)
PH18	People
PH19	Photojournalism (color or black & white)
PH20	Pictorial (color or black & white)

Quilt Show

PRE-ENTRY: July 16th (See Pre-entry form page 59)

ENTRY: Friday, July 26, 7:00-7:30 am, EH

JUDGING: Friday, July 26, 9:30-Noon, EH

SHOW TIME (for the public): Noon - 8:00 pm

EXHIBIT RELEASE: Friday, July 26, 8:00-8:30 pm

SUPERINTENDENTS: CINDY HARWELL & KATHY MENZIE

- Exhibit may not be removed before 8:00 pm but must be removed by 8:30 pm. Claim ticket must be presented to claim quilt. If claim ticket is lost, ID must be presented to claim quilt.
- All exhibitors (exhibitor, person entering the quilts) must be a resident of Shawnee County).
- Quilts must be constructed by person exhibiting the quilt except for classes QS02 Mini, QS04 Small and QS06 large (made by 2 or more people. The other people who worked on these quilt entries do not have to be a resident of Shawnee County.
- Quilts must have been finished after 2000 and be in clean and excellent condition. Incomplete, torn, or soiled quilts will not qualify for entry or exhibition.
- All quilts in the small and large classes must have a sleeve for hanging. **SLEEVES MUST BE SEWN ONTO THE QUILT BACK, NOT PINNED.** Any quilt longer than 96" must have sleeve on the long side. No quilts larger than 96" X 120" accepted because of space limitations. Sleeve needs to measure at least 3½". See instructions on "Tailoring a Sleeve for Your Quilt" **page 60.**
- No quilts will be accepted that have been previously shown at the Shawnee County Fair.
- All quilts must be quilted by hand, machine, or both. (No tied comforters will be accepted.)
- Only one mini, one small and one large class can be entered per exhibitor.
- ALL QUILTS MUST HAVE A LABEL** with the name of the exhibitor sewn to the quilt.
- All quilts will be judged, and the judge's decisions are final.
- The Shawnee County Fair Association, the superintendents and the show committee assume no liability for loss, damage, theft, or disappearance. Quilts will not be left unattended.
- Space is limited. **Deadline for pre-entry is July 16, 2024.** Mail the pre-entry to Cindy Harwell, 2913 SE Burton St, Topeka, KS 66605. Enter early, when capacity is reached, no more entries will be accepted. Calls will be made to those not accepted.
- Each class has three categories. Placing is 1st, 2nd, 3rd in each category. Champion and Reserve Champion will be picked from all the 1st place winners in all three categories in each class. Best of show is picked from the champions from all 5 classes.
- There is no age limit on entering the Quilt Show, but 4-H'ers enrolled in Fiber Art cannot enter the Quilt Show. 4-H'ers not enrolled in Fiber Arts can enter this Quilt Show.

Class #	Class Description
QS01	Mini - maximum size 24" x 24"
QS02	Mini - maximum size 24" x 24" Made by 2 or more people
QS03	Small - larger than 24" x 24" up to 70" x 70" Individually made
QS04	Small - larger than 24" x 24" up to 70" x 70" Made by 2 or more people
QS05	Large - larger than 70" x 70" up to 96" x 120",

Individually made

Retirement Communities

ENTRY: Thursday, July 25, 1:00-6:00 pm, EH

JUDGING: Thursday, July 25, 6:00 pm, EH

EXHIBIT RELEASE: Sunday, July 28, noon

- Display your works of art that have been constructed or made by you recently or in the past. If you have made, drawn, or put together anything from wood to beads to stitching, we would like to see your work.
- If you make pies, cakes, canned anything, enter it under the Foods Department for Open Class.
- Participation ribbons for all entries.

Class #	Class Description
RC01	Retirement Communities

Scarecrow

ENTRY: Thursday, July 25, 4:00-6:00 pm, EH

JUDGING: Thursday, July 25, 6:00 pm, EH

RELEASE: Sunday, July 28, noon

SUPERINTENDENT: DAWN BROWN

Initially created by farmers to literally scare crows and other birds out of crops, the scarecrow now represents a feeling of warmth, coziness, security, and goodwill, especially during the harvest season.

- Scarecrow must be able to stand on its own. Please bring your scarecrow with all the pieces it needs to be able to be displayed.
- Scarecrows must be at least 4 feet tall and no taller than 6 feet. Width is not to exceed 6 feet.
- No advertising, religious or political statement or obscene or distasteful entries will be permitted. Be creative but make sure your entry is appropriate for a family event.
- No perishable goods (for example, real vegetables such as pumpkins) will be permitted.
- The fair board will not be responsible for personal property, etc. All ornamentations should be firmly attached.
- No electricity will be provided for any moving parts.
- Scarecrows will be judged on complexity and detail, originality, design, and adherence to rules.
- Premiums are as follows **for each class:**

First place - \$50

Second place - \$40

Third place - \$30

Fourth place - \$20

Fifth place - \$10

Winner must pick up premium check by the end of the fair.

Class #	Class Description
SC01	Traditional scarecrow—a traditional farm or garden scarecrow made from straw, hay, etc. used to scare crows or other birds away from crops
SC02	Character or celebrity look-alike scarecrow - a scarecrow made to resemble a celebrity or character such as a TV personality, sports figure, cartoon, etc.

STATE 4-H DOG SHOW IMMUNIZATION RECORD



Kansas 4-H Dog Show Immunization Record



4-H Member's Name: _____ County/District: _____ Year _____
Mailing Address: _____
Town _____ ZIP Code: _____ Phone: _____
Email: _____ Emergency Contact Phone: _____
Dog's Name: _____ Sex: M M (neutered) F F (spayed)
Predominant Breed: _____ Height at Shoulders: _____
Color/Markings: _____ Weight: _____
Special Health Needs of Dog: _____

A. Vaccination (* Required — must be given by a veterinarian)

Date Vaccination Expires for Dog (not date given to dog)

____/____/____ *Rabies

*Signature of person who administered the above vaccination:

Phone: (____) _____

Clinic Stamp

B. Vaccinations (* Required — may be given by a veterinarian or another person)

Date Vaccination Expires for Dog (not date given to dog)

____/____/____ *Bordetella

____/____/____ * Distemper

____/____/____ * Hepatitis

____/____/____ * Parvovirus

____/____/____ * Parainfluenza

*Signature of person who administered the above vaccinations:

Phone: (____) _____

Clinic Stamp, if given at a clinic

C. Vaccinations (Recommended — may be given by a veterinarian or another person)

Date Vaccination Expires for Dog (not date given to dog)

____/____/____ Leptospirosis

____/____/____ Coronavirus

*Signature of person who administered the above vaccinations:

Phone: (____) _____

Clinic Stamp, if given at a clinic

We certify that the above information is accurate and complete:

4-H Member signature

Parent/Guardian signature

The State of Kansas Companion Animal Health Certificate is acceptable in lieu of this form.

SHAWNEE COUNTY FAIR QUILT SHOW PRE-ENTRY FORM

Mail completed form to:
Cindy Harwell, 2913 SE Burton St, Topeka, KS 66605
Phone 785-304-6932
Email: cindyharwell@hotmail.com

PLEASE call to VOLUNTEER to provide security during the show!!!

ENTRIES MUST BE COMPLETED IN ENTIRETY AND RECEIVED BY JULY 16, 2024

ENTER EARLY – SPACE IS LIMITED

PLEASE PRINT ENTIRE FORM

Name: _____ Address: _____

City: _____ Telephone Number: _____

INSTRUCTIONS: PLEASE READ

1. Check classes you are entering (one quilt in each class, only one of the mini classes, small classes and large classes can be entered – total of three for show)
2. Check one category in each class you're entering.
3. Name of each quilt entered is needed for labels for quilts.
4. Measure quilts exactly. This is used to figure where quilts are hung in show.
5. All quilts in the small and large classes must have a sleeve for hanging. **SLEEVES MUST BE SEWN ONTO THE QUILT BACK, NOT PINNED.** Any quilt longer than 96" must have sleeve on the long side. No quilts larger than 96" X 120" accepted because of space limitations. See instructions on "Tailoring a Sleeve for Your Quilt" page 61.

Classes Entered	Categories	Name of Quilt	Size
<input type="checkbox"/> 5400 Mini (Up to 24" x 24")	<input type="checkbox"/> Pieced <input type="checkbox"/> Appliqué <input type="checkbox"/> Combination		Width: _____" Length: _____"
<input type="checkbox"/> 5401 Mini (Up to 24" x 24") Made by 2 or more people	<input type="checkbox"/> Pieced <input type="checkbox"/> Appliqué <input type="checkbox"/> Combination		Width: _____" Length: _____"
<input type="checkbox"/> 5402 Small * (Larger than 24" x 24" up to 70" x 70")	<input type="checkbox"/> Pieced <input type="checkbox"/> Appliqué <input type="checkbox"/> Combination		Width: _____" Length: _____"
<input type="checkbox"/> 5403 Small * (Larger than 24" x 24" up to 70" x 70") Made by 2 or more people	<input type="checkbox"/> Pieced <input type="checkbox"/> Appliqué <input type="checkbox"/> Combination		Width: _____" Length: _____"
<input type="checkbox"/> 5404 Large * (Larger than 70" x 70" up to 96" x 120"**) Individually made quilt	<input type="checkbox"/> Pieced <input type="checkbox"/> Appliqué <input type="checkbox"/> Combination		Width: _____" Length: _____"
<input type="checkbox"/> 5405 Large * (Larger than 70" x 70" up to 96" x 120"**) Made by 2 or more people	<input type="checkbox"/> Pieced <input type="checkbox"/> Appliqué <input type="checkbox"/> Combination		Width: _____" Length: _____"

ALL SMALL AND LARGE QUILTS MUST HAVE A SLEEVE SEWN ON THAT ALLOWS AT LEAST 3½" OF SPACE. SMALL AND LARGE QUILTS WITHOUT SLEEVES OR SLEEVES THAT ARE TOO NARROW WILL NOT BE SHOWN. PLEASE FOLLOW THE INSTRUCTIONS FOR TAILORING A SLEEVE ON THE NEXT PAGE.

Check-in: Friday, July 26, 7:00 – 7:30 am. Please have your quilt(s) at the Exhibition Hall by **7:30 am**. Each person entering will receive a claim ticket to claim his/her quilt at the end of the show.

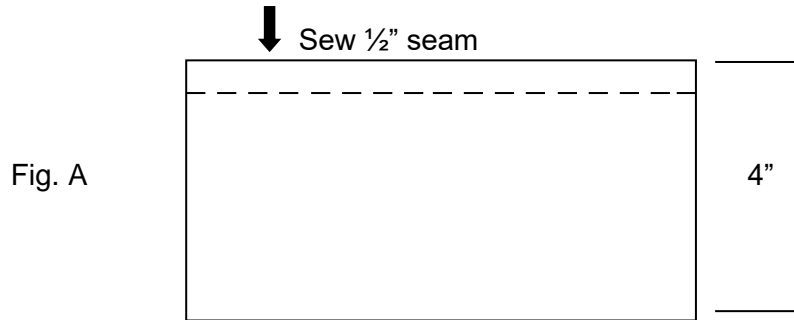
Exhibits released: Friday, July 26, 8:00 – 8:30 pm. No quilts will be given to anyone not having a claim ticket.

The Shawnee County Fair Association, the superintendents and the Show Committee assume no liability for loss, damage, theft or disappearance of quilts.

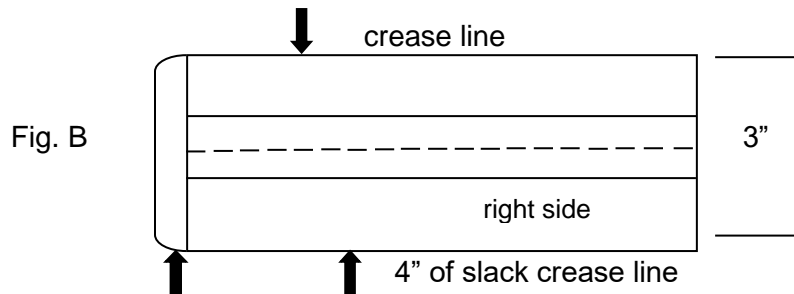
Tailoring a Sleeve for Your Quilt

Any quilt or wall hanging entered in the show should have a sleeve – tube of fabric – attached to the back, at the top, allowing it to be hung.

Cut a strip of fabric (muslin or other fabric) 8" wide and an inch longer than the quilt edge to which you'll attach it. Machine sew the long edges together with the wrong sides together, making a ½" seam (see Fig. A). Hem ends for a neat appearance.



Lay the tube on your ironing board so that the seam is up and centered. Press the seam open. Then press two crease lines, each 1½" away from the center seam. There will be 3" between the two crease lines closest to the long seam, leaving 4" of slack (see Fig. B).




Place the seam side down and pin the top crease to the top back of your quilt, leaving about 1" between the top of the sleeve and the top of the quilt. Slipstitch the tube to the backing fabric. Sew along the tube's two creases, allowing the 4" slack to hang free. If you are hanging a large quilt, it is recommended that you make your stitches go through the front of the quilt to help support the quilt better.

NOTE: Sleeves must be sewn onto the quilt, NOT PINNED. All small and large quilts must have a sleeve sewn on that allows at least 3½" of space. **SMALL AND LARGE QUILTS WITHOUT SLEEVES OR SLEEVES THAT ARE TOO NARROW WILL NOT BE SHOWN.** Sleeves are not needed for the Mini Quilts.

SMALL AND LARGE QUILTS WITHOUT SLEEVES OR SLEEVES THAT ARE TOO NARROW WILL NOT BE SHOWN.

Sleeves are not needed for the Mini Quilts.



This is the size of the pole we hang your quilts on. The pole is 7" around. This is why we ask you to cut your sleeves 8" wide. This allows/or seam allowances and ease in hanging the quilt.

Market Livestock Buyer's Form

MANDATORY: This form must be turned in to the Extension Office by July 1st for each exhibitor, or that exhibitor will not be allowed to sell animal(s) at the fair. **THEY MUST SOLICIT AT LEAST 1 NEW BUYER FOR THEIR ANIMAL.** All Beef, Sheep, Swine, Goat, Poultry and Rabbit exhibitors that are selling these animals at the County Fair Livestock Sale are to contact three (3) potential sale buyers per 4-Her. The contact may be a personal visit, letter, or phone call. This form must be completed and attached to all livestock entry forms that list animals that will be sold at the livestock sale.

Exhibitor Name: _____

List of animals to sell: _____

The three (3) buyers, **WHICH INCLUDES (1) NEW BUYER**, I have contacted are:

1. _____
Company or Buyer's Name

Street Address or Post Office Box

City & Zip Code Phone Number

Way of contact (phone, visit, letter, etc.)

2. _____
Company or Buyer's Name

Street Address or Post Office Box

City & Zip Code Phone Number

Way of contact (phone, visit, letter, etc.)

3. _____
Company or Buyer's Name

Street Address or Post Office Box

City & Zip Code Phone Number

Way of contact (phone, visit, letter, etc.)

Shawnee County Fair 4-H/FFA Livestock Drug Withdrawal Form

I am aware that:

- ★ Chemical substances used in livestock production, disease prevention or disease control have approved withdrawal time before slaughter,
- ★ Information on specific use and withdrawal times can be found on product label instruction, and
- ★ Tranquilizers and other non-approved substances should not be used for food animals.

Therefore, I certify that the animals I bring to this show have: (check one)

- while in my ownership, never been given any substance which required a withdrawal time before slaughter.
- complied with legal withdrawal times in the use of one or more approved chemical substances for animal health, growth promotion, or livestock management practices.

Exhibitor Signature _____ Date _____

Parent/Guardian _____ Date _____

THANK YOU 2023 LIVESTOCK SALE BUYERS

Adam Sage
Advisors Excel – AE Main Team
AG Insurance
Ag Partners Co-Op
Alan Eggenberger
Alan Stahl
Auburn Animal Clinic
Automation Controls, Inc.
B&B Tree Trimming
Bayless Limousin
Blooms on Boswell
Blythe Farms
Brian & Danielle Bayless
Briggs Dodge Ram
Brown & Sons Farms
Cargill - Evan Myers
Charles Peterson
Christopher Gordon
DAK Trucking, LLC
Dan Rogers
Darren Zerr
Dave Jeleneck
Davidson Funeral Home
Dillon Painting
Dorothy Byrd
Doug's Service Center
Dr. Darin Loewen, DDS
Ed Taylor
EMC ²
Emergency Animal

Clinic of Topeka, LLC
Everett & Judy Thomas
Fannin Fabrication
Farm Bureau - Robert Sage
Farview Farms Meat Company
Frank Greco
G/M Cattle Company
Garrison Insurance & Financial Service
Geiger Ag
Gleason Livestock
Haley Kelley
Harveyville Seed
Heritage Tractor
Hier Insurance
HTP Energy
Integrity Gun & Pawn
Interstate Batteries of Northern KS
James & Courtney Davis
JB Pearl Sales & Service, Inc.
Jeff & Heather White
Jeff Cowan
Jeff Phillips
Jim Willard
John Kabus - KS Insurance
Joy Law Office
Kaw Valley Bank
Kaw Valley Hardwood Floor, Inc.
KBS Constructors, Inc.

Keith & Kristin Colter
Keith Arb Family
Kendall Construction
Kent Biggs
Lance & Melissa Thompson
LaValley Chiropractic
Lehmann Family
Leroy Russell
Lexy Tenpenny
Linda Ortiz
Loren Barnett
Mary Reed Spencer
Matt & Christine Russell Family
Miller Retirement Group
MNT Trucking
Molly Biggs
Murray Farms, LLC
Neil & Joann Crow
Nextgen Cattle Company
Northwood Farms
Pat Ross
Patrick Biggs
Patty Atchison
Patty Ricks
Performance Tire & Auto
Petro Deli
Picasso Painting Inc.
Piping Contractors of Kansas, Inc.
Poppin Squeeze, LLC

Premier Farm & Home, LLC
Queen Farms
Rezac Livestock Commission Company
Robert & Kathleen Nolte
Rossville Truck & Tractor
Sara Gillispie
Schwant Tractor & Service, Inc.
Shawnee County Farm Bureau
Shawnee Heights FFA
Silver Lake Animal Health Center, LLC
Silver Lake Bank
St. Marys Veterinary Services, P.A.
Stephen Mayberry
Stockgrowers State Bank - Maple Hill
Sunflower Genetics
Susan Tribberger
Tarwater's Farm & Home
Tennant Chiropractic
The Glam Gal Boutique
Tim & Gina Koch
Topeka Chiropractic & Wellness Center
US Ag
Weber Brothers Livestock
White Star Machinery
Wolf Farms



Thank You to ALL
2023 Shawnee County Fair
Livestock Buyers!!!



THANK YOU 2023 FAIR SPONSORS

Ag Partner's Cooperative, Inc.
American Sewing Guild
Auburn 4-H Club
Azura Credit Union
Bayless Limousin, Mark & Gayle Bayless
Berkshire Hathaway Home Services, Samuel Carkhuff
Blythe Farms, Rodney & Candy Blythe
Brooklynn & Samantha Wendt
C & L Show Pigs, Jason & Adam Lukert
Capitol Federal
Charlene S. Patton Consultants
Charles & Amanda Peterson
Cindy Evans
Colgate/Hill's, Megan Burgess
Community Bank
Courtney Davis
Dan & Charlene Patton
Domme Welding, Pam & Robert Domme
Doug & Denise Queen
Duclos Psychological Services, Dr. Crystal Duclos
Fawl Ag Sales - Overbrook, Matt Fawl
Frances K. Grey
Fred Patton
Goering Family Optometry
Goodell, Stratton, Edmonds & Palmer, LLP

Grove 4-H Club
Harold's Tire, LLC
Harry Hurst Coffman
HME, Inc.
Hoyt's Truck Center
In Memory of Paul Kemble, Dawn Brown
In Memory of Stover Potatoes-Kaw Valley, Kendra & Rick Stover
Indian Creek 4-H Club
Integrity Gun & Pawn LLC, Troy & Mary Beth Showalter
International Brotherhood of Electrical Workers
Jean Stous
Jeffrey Clark, DDS, LLC
Jetstream Equipment Company LLC, Douglas Tong
JMD Farms & Repair, Megan & Josh Davis
Joe & Tracey Rickabaugh
John Kabus
Joy Thomas
Kansas State Bank
Kaw Valley Bank
Key Staffing
Kiwanis Club of Berryton
Lance & Melissa Thompson
Lardner Monuments
Lawrence Dimmitt
Marilyn Dudley Scholarship
Mark & Connie Lynch

Matt & Christine Russell
Murray Farms, Scott & Dawn Murray
NexLynx, Inc., Lee Ryan
Pat & Cindy Rutledge
Peggy's Tax & Accounting
Peter Bellucci Agency, Inc.
Richard & Anne Thomas
Rick & Sandi Blush
Rolling Hills Christian Church
Rossville Rustlers 4-H Club
Sally Brooke Real Estate, Sally Brooke
Shawnee County Farm Bureau
Shawnee County Sheriff's Office
Sherri & Kyle Scheideman
Shirts & Such
Silver Lake 4-H Club
Stacy & Renee Sumpter
The Showalter Family
Topeka Electric Motor Repair, Inc.
United Steelworkers Local 307
Wayne & Bonnie McNorton Family Memorial, Kendra Stover, Tom McNorton, & Cindy Johnson
Wells Fargo Advisors, Everette & Judy Thomas
Will & Pat Gilliland
William & Alexis Ebert

**Thank You to ALL
2023 Shawnee County Fair Sponsors!!!**



NOTES



Shawnee
COUNTY FAIR

★ **TOPEKA, KS** ★